

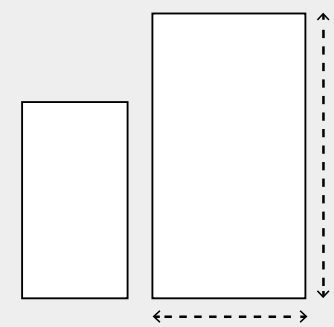
Terrain 3D Panels



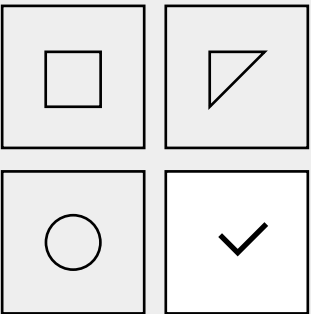
Terrain 3D Panels feature a wide range of shapes that resemble the dips and peaks of natural landscapes. Combine and arrange these panels, varying the shapes and orientations, to create striking and captivating patterns with three-dimensional texture. Mounted to the wall of a boardroom or a lobby, Terrain is the go-to solution for sound diffusion and reverb absorption.

How to Specify

Step by step instructions on how to specify Terrain 3D Panels.




01
Choose panel size.
(pg 03)

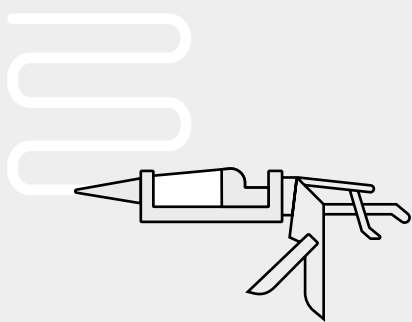


02
Option A
Choose panel design and create your own configuration.

Option B
Choose one of our configurations.
(pg 04-05)



03
Choose colour.
(pg 06)



04
Choose installation method.
(pg 07)

Dimensions

Standard Dimensions (mm)

300 W x 300 H

600 W x 600 H

Standard Thickness (mm)

75

Edge Detail

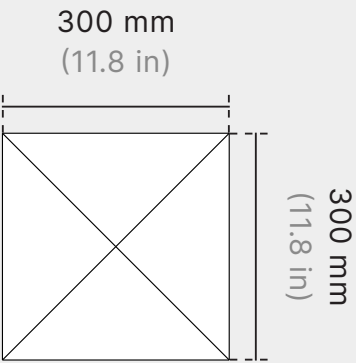


Box Edge

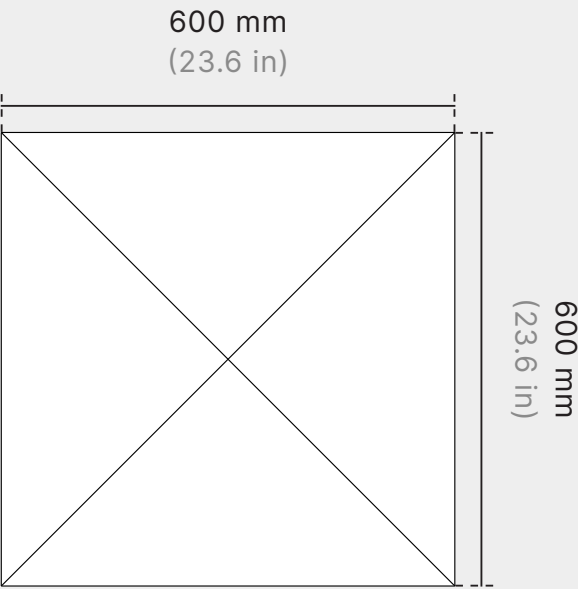
Customization

Width and Height can be customized to fit your space.

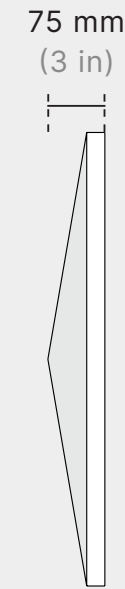
Small



Large



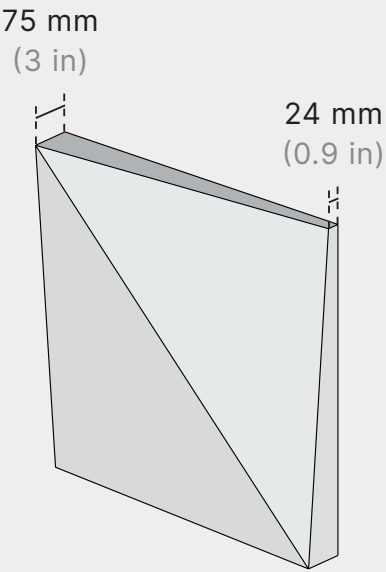
Side View



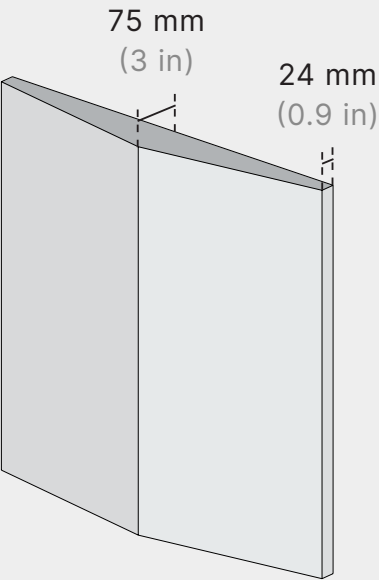
Panel Designs

Terrain comes in 5 standard designs with differing 3D profiles.

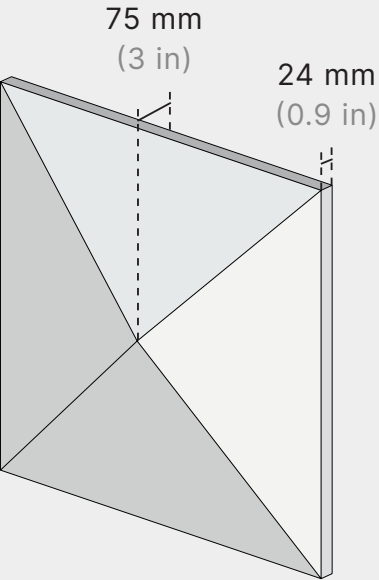
Ridge



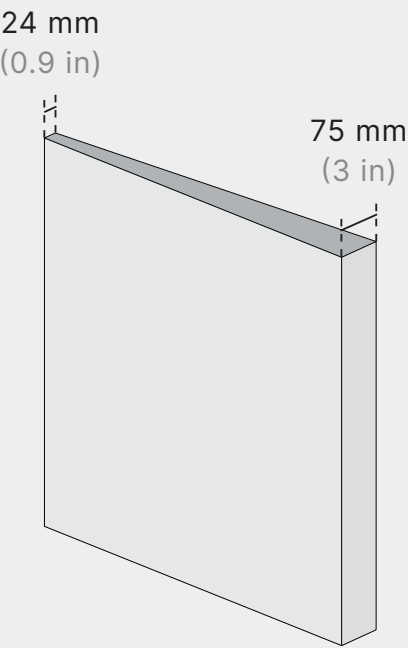
Crest



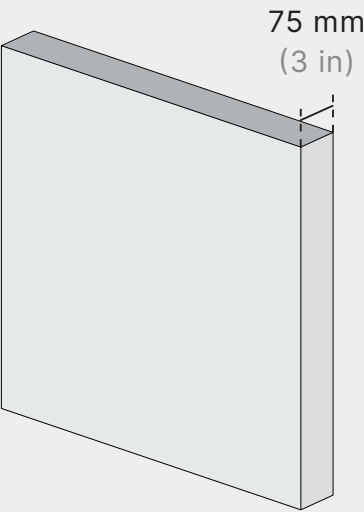
Peak



Slope



Plateau




Customization


Panel shape and size can be customized to your liking.

Configurations

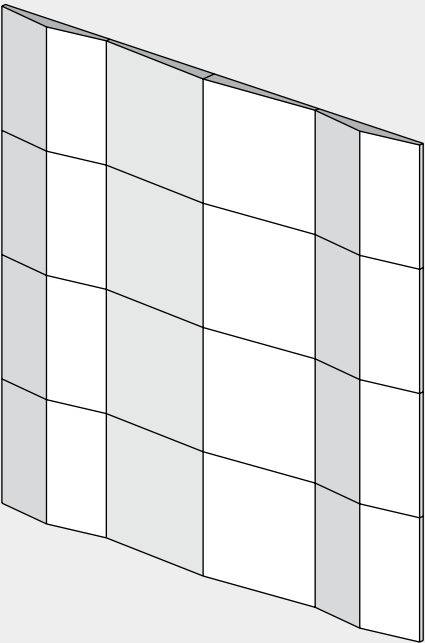
Examples of how the panels can be arranged.




Config 1 Crest and Peak



Config 2 Ridge and Slope



Config 3 Crest and Slope



Config 4 Crest and Plateau

Standard Colours

Choose from any one of our standard colours.

Don't see something you love? Ask us about creating your own custom colour.

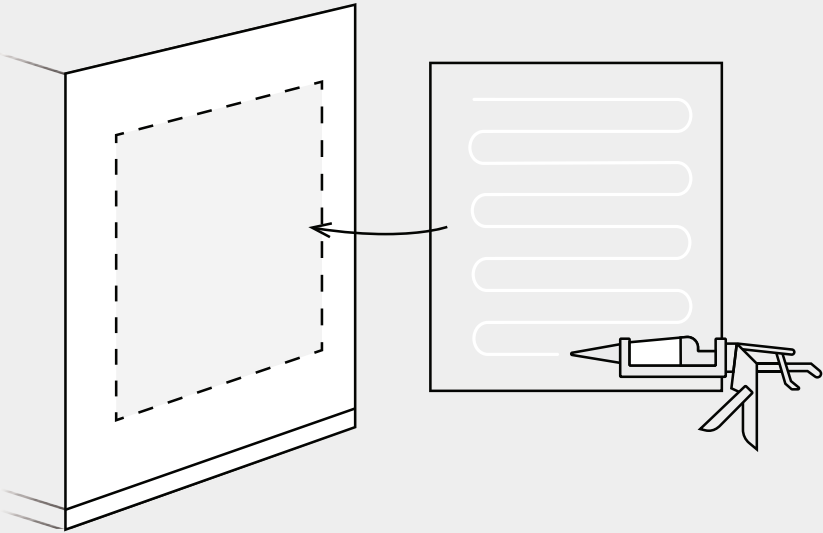
* Available in 12 / 24 mm only.
All other colours available in 9, 12, 18, and 24 mm.

TERRAIN				3D PANELS			AKUSTUS.COM
							
Pure White SP 07	Urban Grey SP 79	Pumice SP 11	Warm Grey SP 76	Cool Grey SP 36	Mid Grey SP 37	Graphite SP 03	Black SP 13
							
Ivory SP 77	Almond SP 91	Beige SP 04	Sandstone SP 12	Taupe Grey SP 90	Castlerock* SP 80	Yam SP 28	Tangerine* SP 92
							
Sunflower SP 05	Mustard* SP 87	Orange SP 46	Scarlet* SP 93	Blush Pink SP 81	Red SP 08	Plum SP 72	Purple SP 50
							
Pistachio* SP 95	Chartreuse SP 43	Olive* SP 88	Moss* SP 89	Desert Sage SP 78	Peacock SP 82	Ocean Green* SP 86	Forest Green SP 17
							
Aquamarine SP 07	Pale Teal SP 07	Lagoon* SP 07	Dark Turquoise SP 07	Azure* SP 07	Jordy Blue* SP 07	Sky Blue SP 07	Navy SP 07
							
Krypton SP 07	Deep Sea Blue* SP 07	Midnight Blue SP 07					

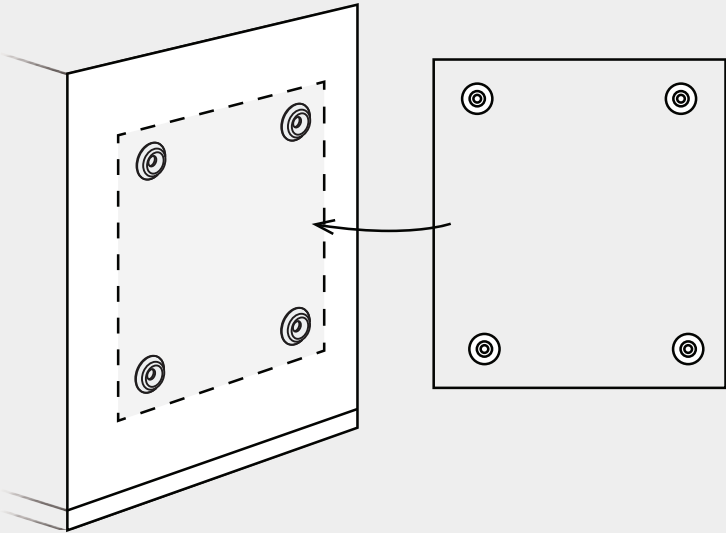
Installation

This is an overview of the available installation methods. Check out our installation guide for more details.

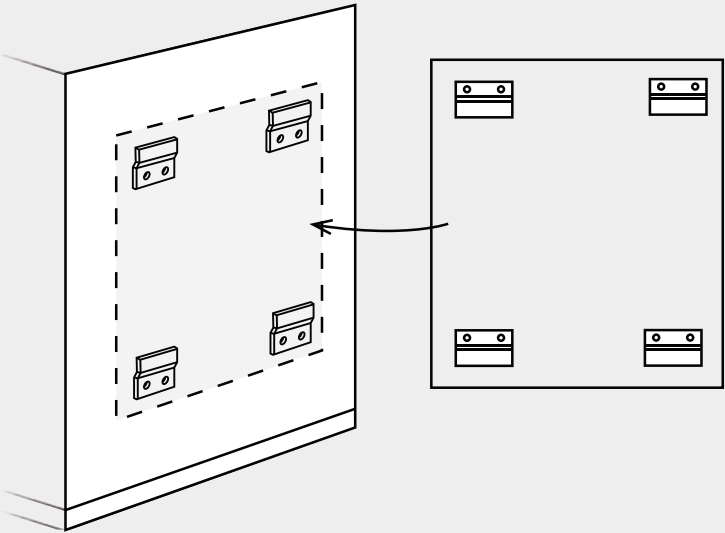
Construction Adhesive



Push Mount Clips



Z-Clips



Product Specifications

Terrain 3D Panels

Composition

100% polyester fibre

Health & Safety

- Fire-rated
 - ASTM E84 Class A
 - CAN/ULC-S102.2-10 compliant
- Low VOCs
 - CDPH v1.2 compliant
- Mould & mildew resistant
 - ASTM C1338 compliant

Colour & Texture Variations

The felting and dyeing process that forms the material contributes to its unique texture but also to variations in texture and colour from panel to panel. Products will be provided within an acceptable range of variation.

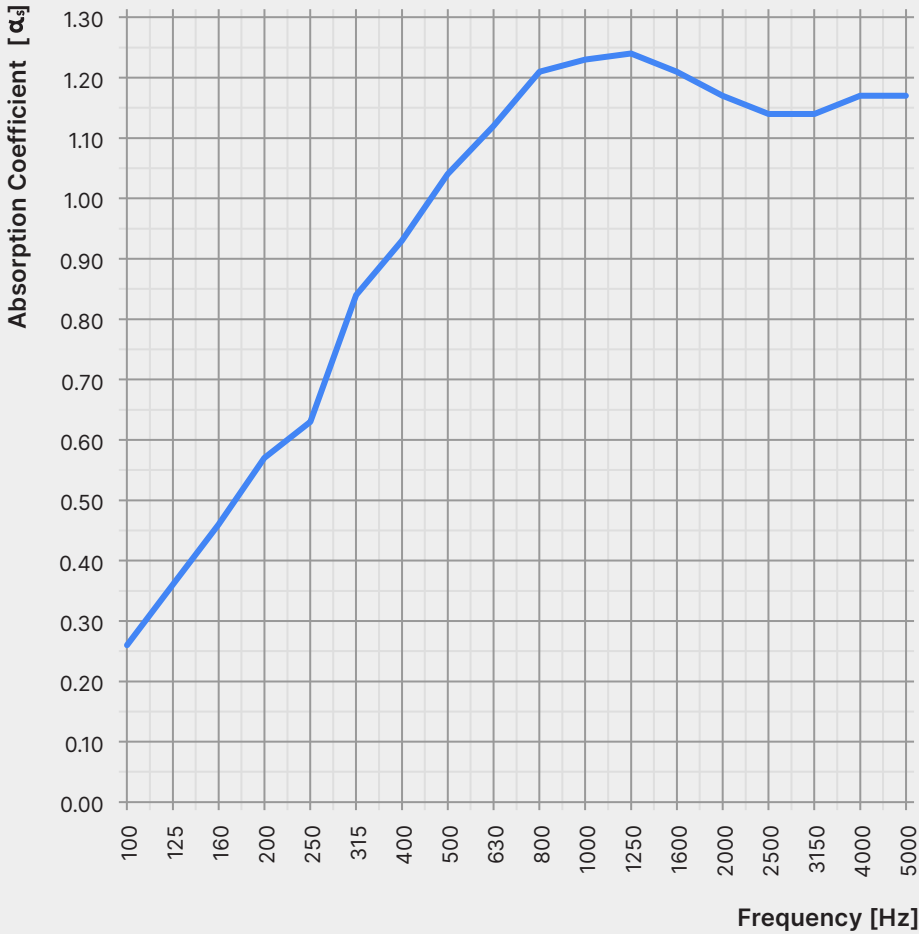
Sustainability

- 100% recyclable
- Made with 60% post consumer recycled content
- Declare Red List free
- Contributes to LEED certification
- Environmental Product Declaration



Sound Absorption Graph

The following values reflect the acoustic properties of the product as tested in accordance with ASTM C423-09a.



200	250	315	400	500	630	800	1000	1250	1600	2000	2500	NRC	SAA
0.57	0.63	0.84	0.93	1.04	1.12	1.21	1.23	1.24	1.21	1.17	1.14	1.00	1.03

Product Care

Handling & Storage

Handle products with care so as to avoid folding the polyester felt, chipping its edges, or indenting its faces. Store products in their original containers in a well-ventilated area until the intended application environment is ready for installation. Allow products to acclimatize to environmental conditions. Lay them flat on their faces; do not stand them on their edges. Protect from moisture, heat, direct sunlight, and the elements.

Warranty

AKUSTUS warrants the construction and finish of all our products to be free from defects in material and workmanship for a period of 1 year from the date of purchase.



Maintenance

Lightly brush or gently vacuum to remove dust from polyester felt. Clean with warm water and mild, non-toxic soap to remove spills. Test solution on an inconspicuous spot before applying to more visible areas. Blot with a dry cloth after applying the solution to avoid saturating the material. Avoid applying too much pressure when cleaning the products.

