

Hexagon Wall Panel

BY AKUSTUS DESIGNS



[AKUSTUS.COM](https://akustus.com)

[INFO@AKUSTUS.COM](mailto:info@akustus.com)



HXG-WP-030-026

Hexagon Wall Panels mirror and facilitate the human desire to network and connect. Mount Hexagon in the learning commons of a university or in the collaboration space of an office to reduce the noises that interfere with the conversations that matter.



HXG-WP-030-026

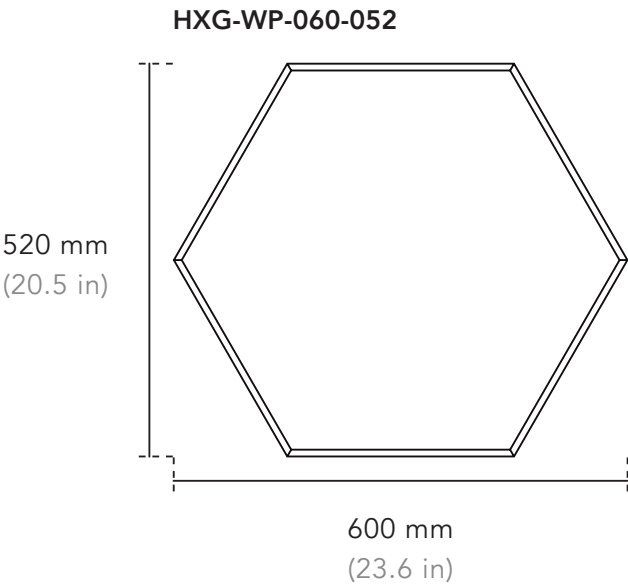
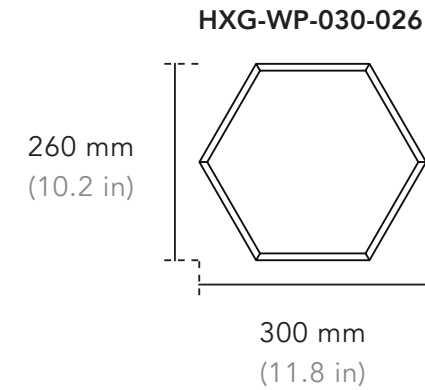


HEXAGON WALL PANEL

HXG-WP-030-026

Dimensions

Available Thicknesses: 12, 18, 24 mm (0.5, 0.7, 0.9 in)
* Custom shape and size available.



Product Data

Product Code	Width x Height	Thickness	Weight
HXG-WP-030-026	300 x 260 mm 11.8 x 10.2 in	12, 18, 24 mm 0.5, 0.7, 0.9 in	0.1, 0.2, 0.3 kg 0.2, 0.4, 0.7 lb
HXG-WP-060-052	600 x 520 mm 23.6 x 20.5 in	12, 18, 24 mm 0.5, 0.7, 0.9 in	0.6, 0.9, 1.2 kg 1.3, 2, 2.6 lb

HEXAGON WALL PANEL

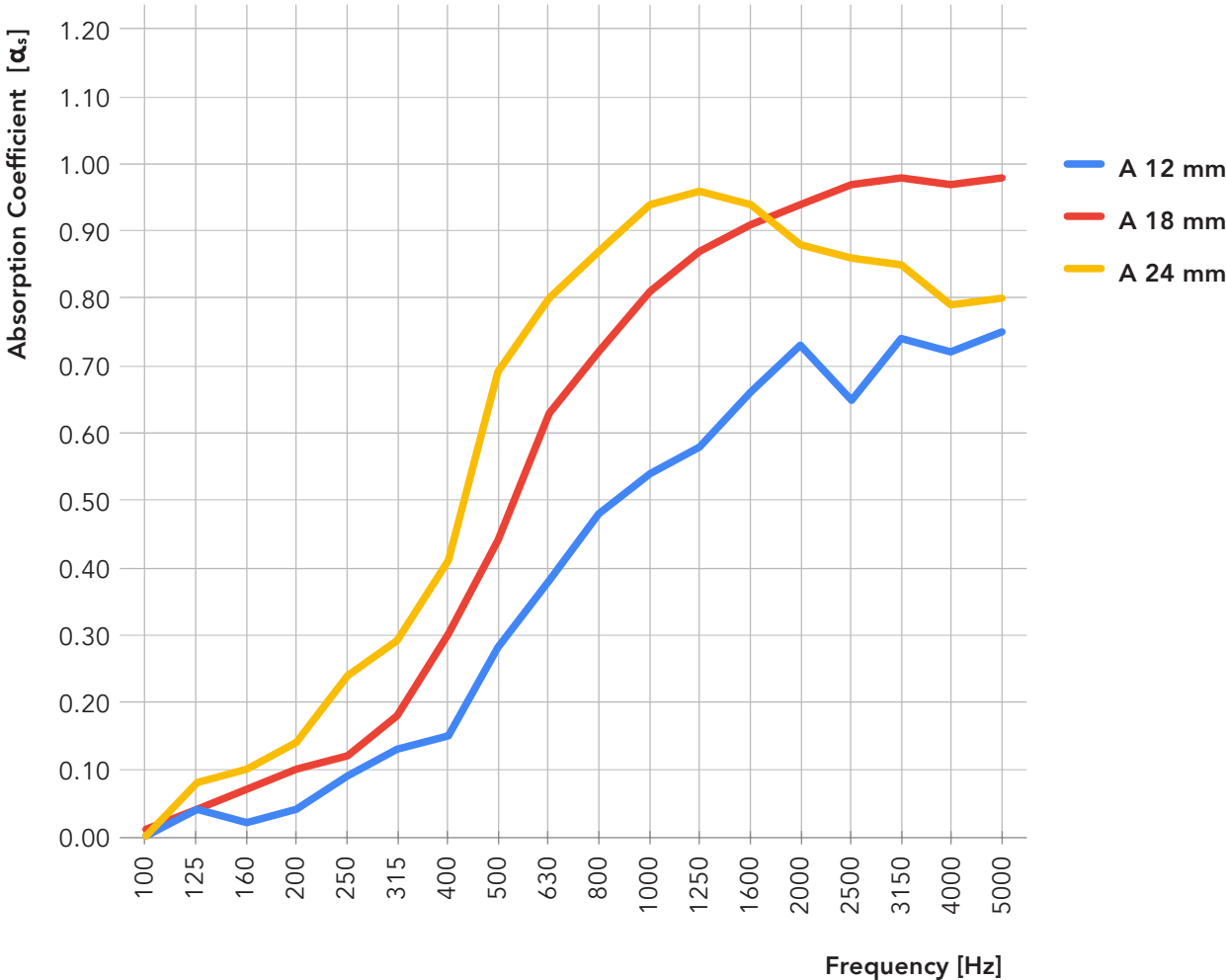
Specifications

Product Name	Hexagon Wall Panel
Composition	100% polyester fibre
Edge Detail	Chamfered edge
Fire Rating	<div><ul style="list-style-type: none">ASTM E84 Class ACAN/ULC-S102.2-10</div>
VOC Emissions	CDPH (CA 01350)
Antimicrobial Testing	Mould & mildew resistant
Sustainability	<div><ul style="list-style-type: none">100% recyclableLBC Red List freeContributes to LEED certificationFree of toxic substances and of off-gassingMade with ~60% recycled content from plastic water bottles</div>
How to Specify	<div><ul style="list-style-type: none">Product Name & CodeDimensionsColourInstallation Method</div>
Colour & Texture Variations	The felting and dyeing process that forms the material contributes to its unique texture but also to variations in texture and colour from panel to panel. Products will be provided within an acceptable range of variation.



Acoustic Properties

The following values reflect the acoustic properties of the product as tested in accordance with ASTM C423-09a using Type A mounting.

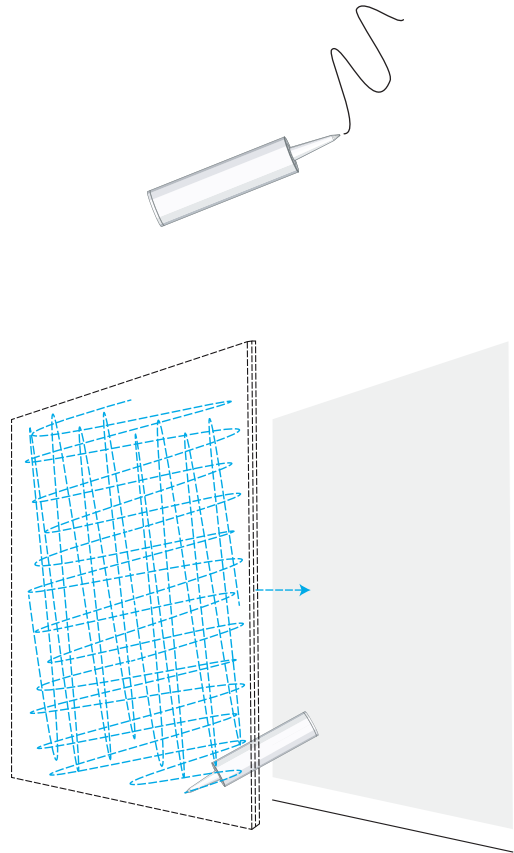


	NRC	SAA	200	250	315	400	500	630	800	1000	1250	1600	2000	2500
A 12 mm	0.40	0.39	0.04	0.09	0.13	0.15	0.28	0.38	0.48	0.54	0.58	0.66	0.73	0.65
A 18 mm	0.60	0.58	0.10	0.12	0.18	0.30	0.44	0.63	0.72	0.81	0.87	0.91	0.94	0.97
A 24 mm	0.70	0.67	0.14	0.24	0.29	0.41	0.69	0.80	0.87	0.94	0.96	0.94	0.88	0.86

Installation

Specify one of the following options at the time of ordering.

Construction Adhesive

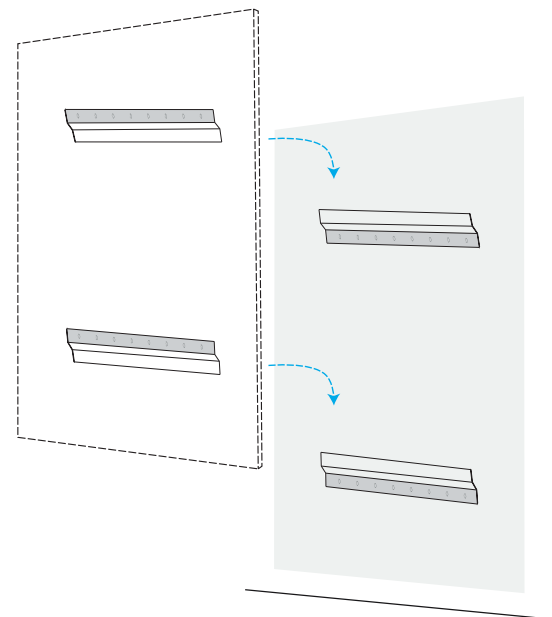
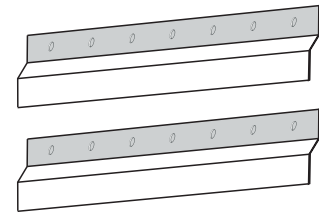


- By others
- Liquid Nails Heavy Duty (Low VOC) LN-903

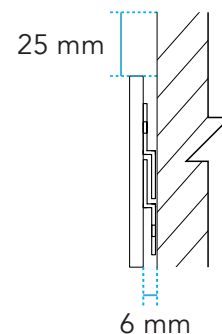
Alternatives

- LePage PL Premium
- LePage PL Premium Max
- LePage No More Nails Heavy Duty
- LePage No More Nails Ultimate Crystal Clear
- (At your discretion, other construction adhesive may be used but should be tested for effectiveness)

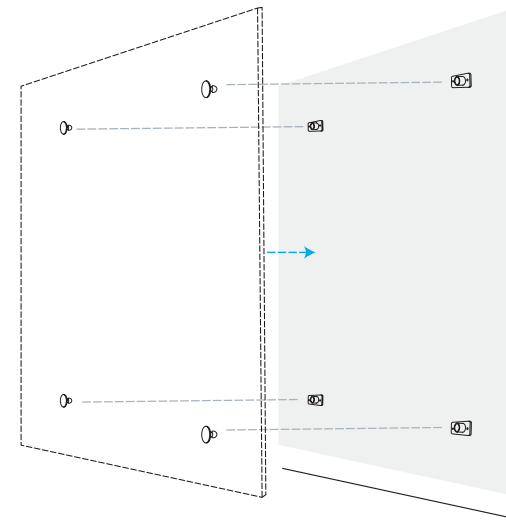
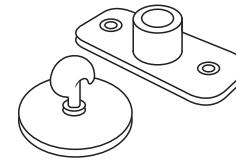
Z-clips (KT-ZCLP-00)



- 6 mm (¼ in) projection from the wall
- 25 mm (1 in) clearance required above the panel

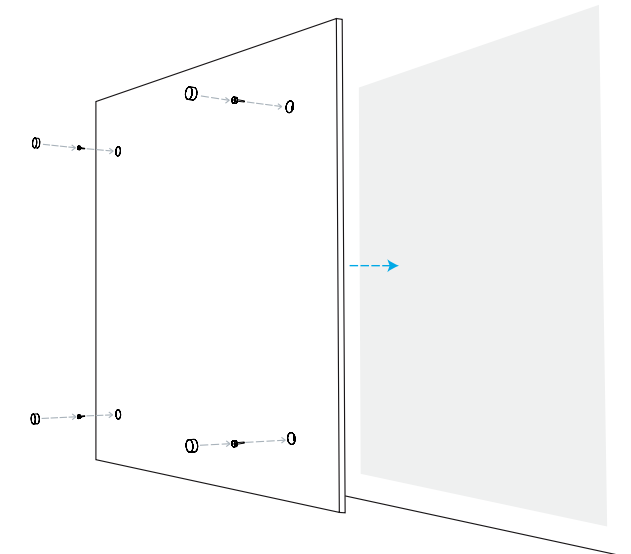
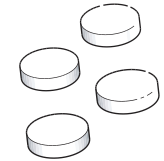


Push Mounts (KT-PUSH-00)



- Panels come with mounts pre-installed but receiving mount must be installed on-site

Concealed Mechanical Fasteners (KT-CCAP-00)



Concealer Caps

- Provided in matching colour & material as panel

Mechanical Fasteners

- By others
- Optional: construction adhesive can be applied for more robust & permanent installation

Product Care

Handling & Storage

Handle products with care so as to avoid folding the polyester felt, chipping its edges or indenting its faces. Store products in their original containers in a well-ventilated area until the intended application environment is ready for installation. Allow products to acclimatize to environmental conditions. Lay them flat on their faces; do not stand them on their edges. Protect from moisture, heat, direct sunlight and the elements.

Maintenance




























Lightly brush or gently vacuum to remove dust from polyester felt. Clean with warm water and mild, non-toxic soap to remove spills. Test solution on an inconspicuous spot before applying to more visible areas. Blot with a dry cloth after applying the solution to avoid saturating the material. Avoid applying too much pressure when cleaning the products.

Warranty


AKUSTUS warrants the construction and finish of all our products to be free from defects in material and workmanship for a period of 1 year from the date of purchase.

Colours

Available in 12, 18 & 24 mm

 Pure White SP 07	 Krypton SP 30	 Urban Grey SP 79	 Pumice SP 11	 Warm Grey SP 76	 Cool Grey SP 36
 Ivory SP 77	 Beige SP 04	 Sandstone SP 12	 Mid Grey SP 37	 Graphite SP 03	 Black SP 13
 Red SP 08	 Orange SP 46	 Sunflower SP 05	 Yam SP 28	 Wild Currant SP 48	 Plum SP 72
 Chartreuse SP 43	 Desert Sage SP 78	 Forest Green SP 17	 Dark Turquoise SP 71	 Aquamarine SP 73	 Pale Teal SP 74
 Sky Blue SP 25	 Navy SP 01	 Midnight Blue SP 19			

Available in 18 mm

 Green SP 10	 Blush Pink SP 81	NEW
---	--	-----

Available in 12 & 24 mm

 Castlerock SP 80	 Peacock SP 82	NEW
--	---	-----