




Dune Baffle

BY AKUSTUS DESIGNS



[AKUSTUS.COM](https://www.akustus.com)

[INFO@AKUSTUS.COM](mailto:info@akustus.com)



DUN-BF-CD1-274-305

The **Dune Baffle** brings to mind rolling dunes of desert sand and it helps to create an atmosphere of tranquility that the nothingness of desert offers. Assembled in the form of a cloud, each system can be effortlessly hung from the ceiling.

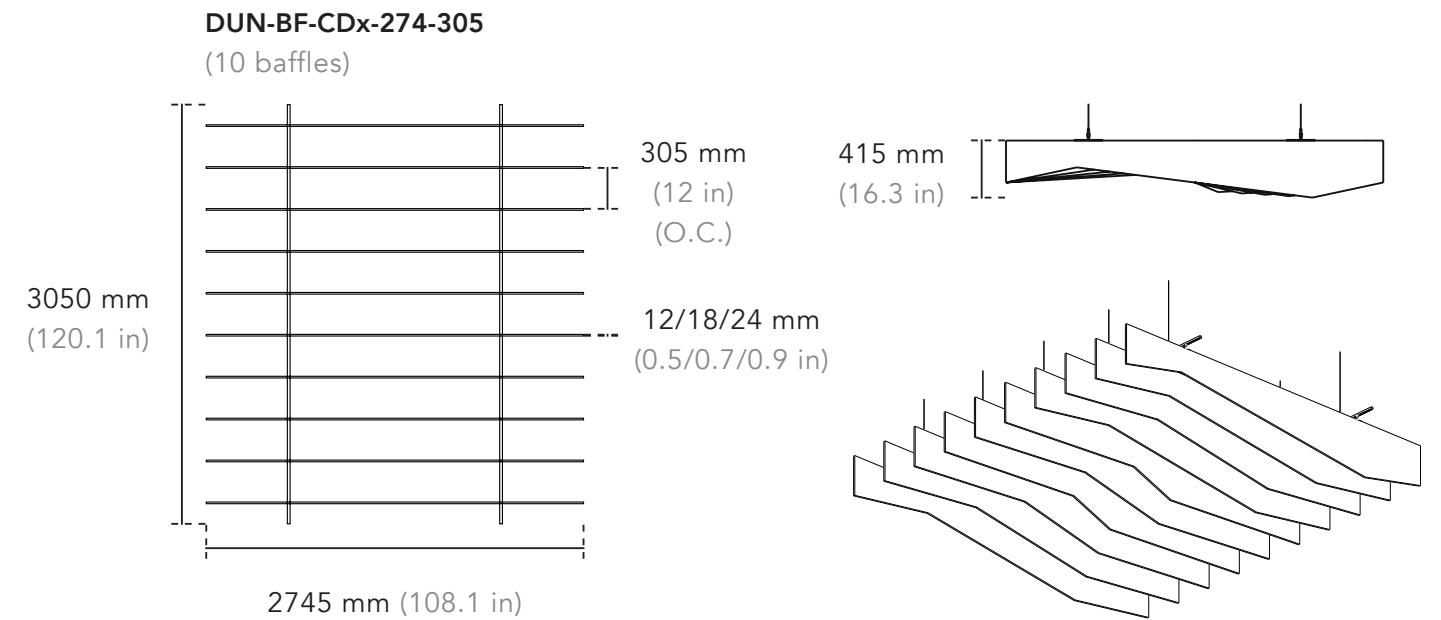
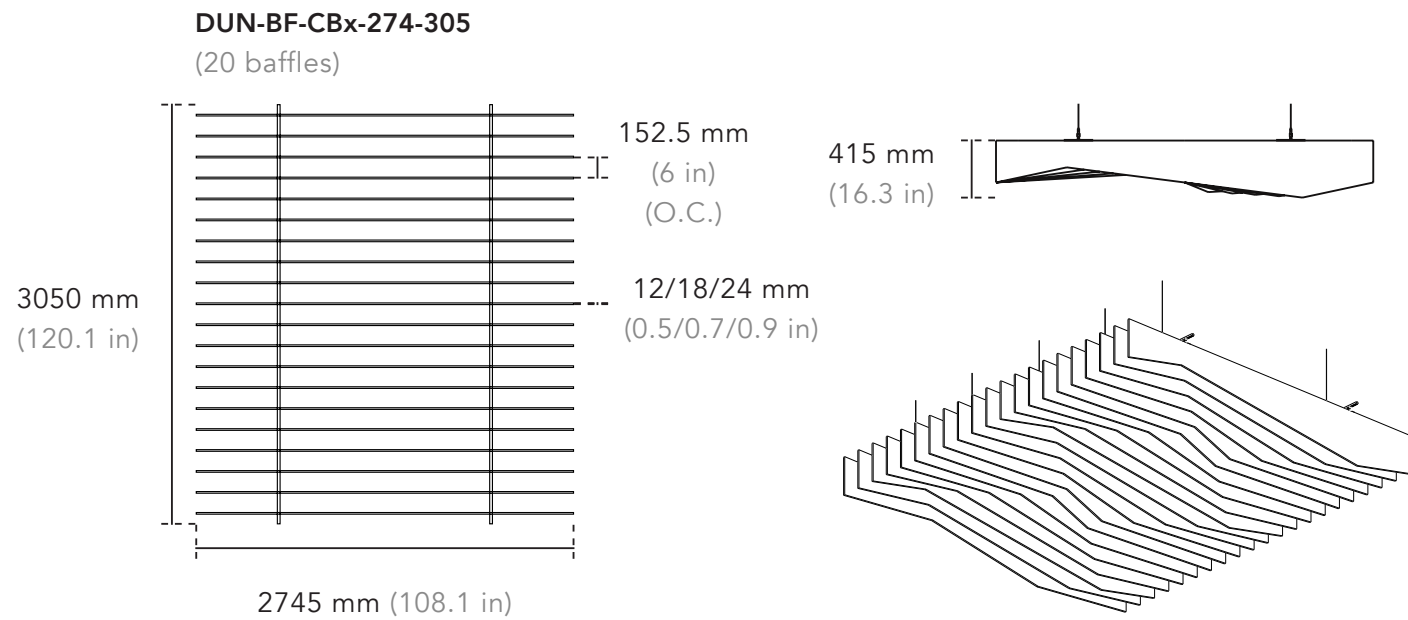
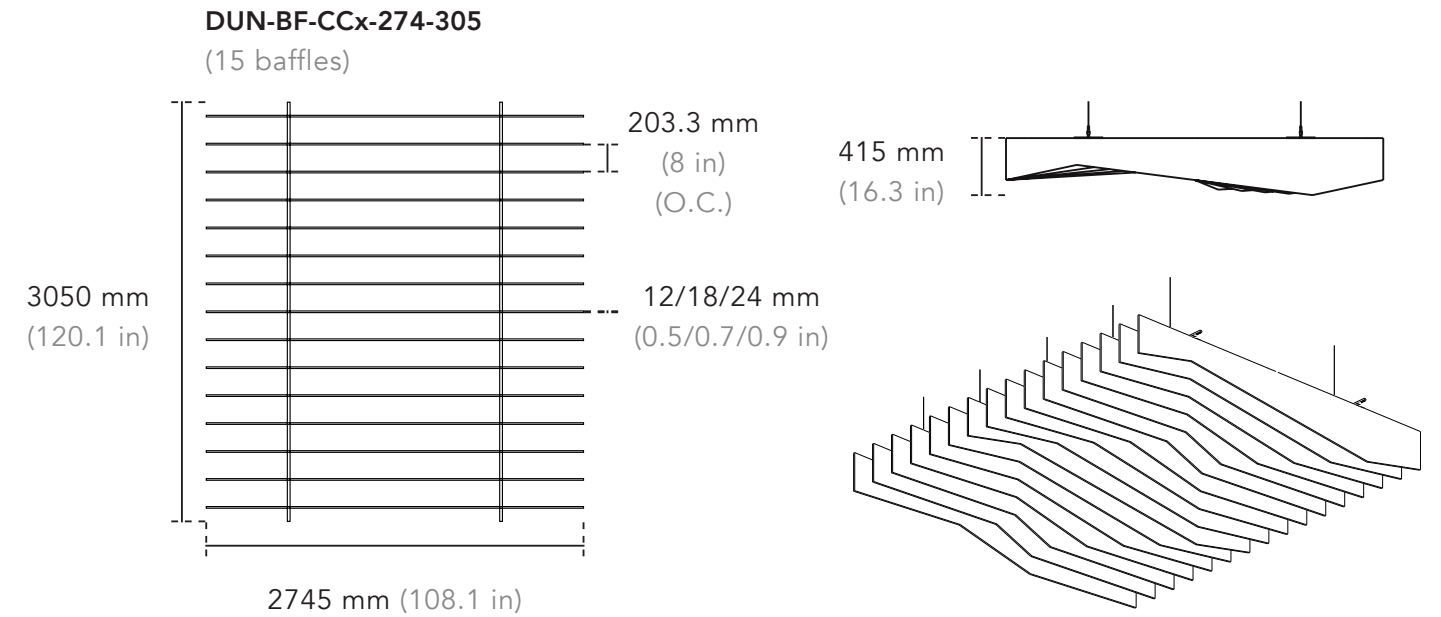
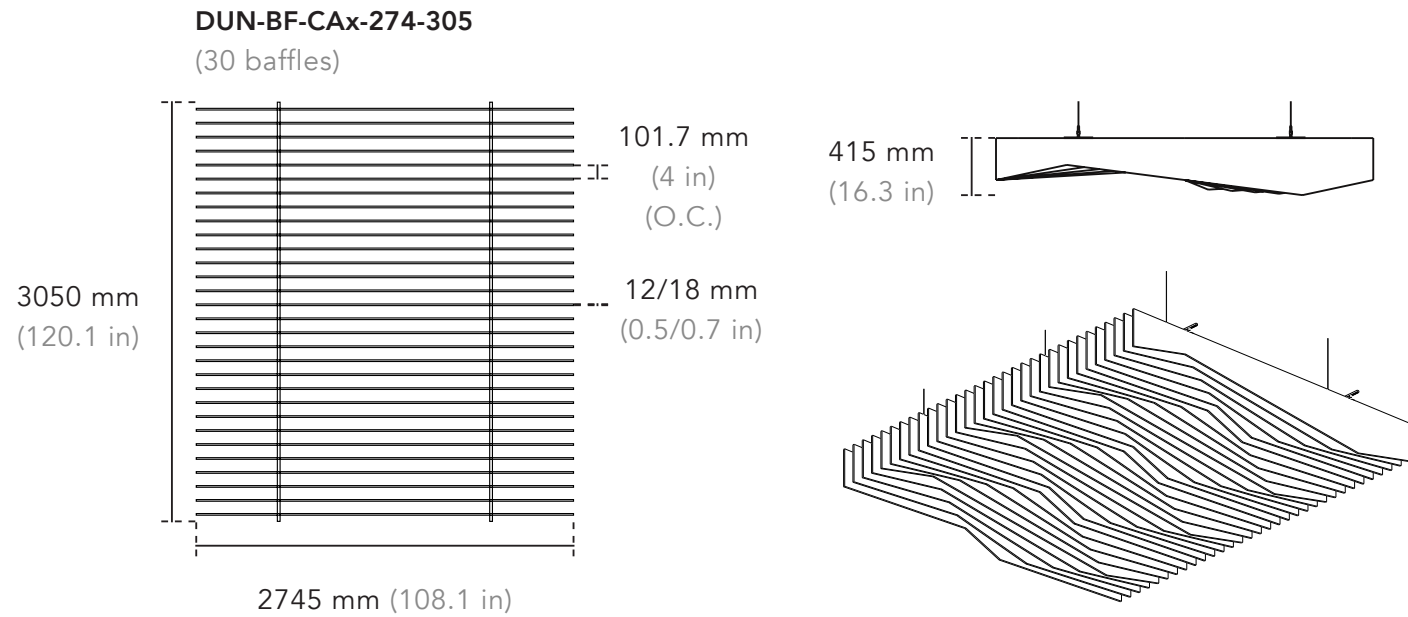


DUN-BF-CD1-274-305

Dimensions - Baffle Cloud

Available Baffle Thicknesses: 12, 18, 24 mm (0.5, 0.7, 0.9 in)

* Custom cloud length and spacing width available.



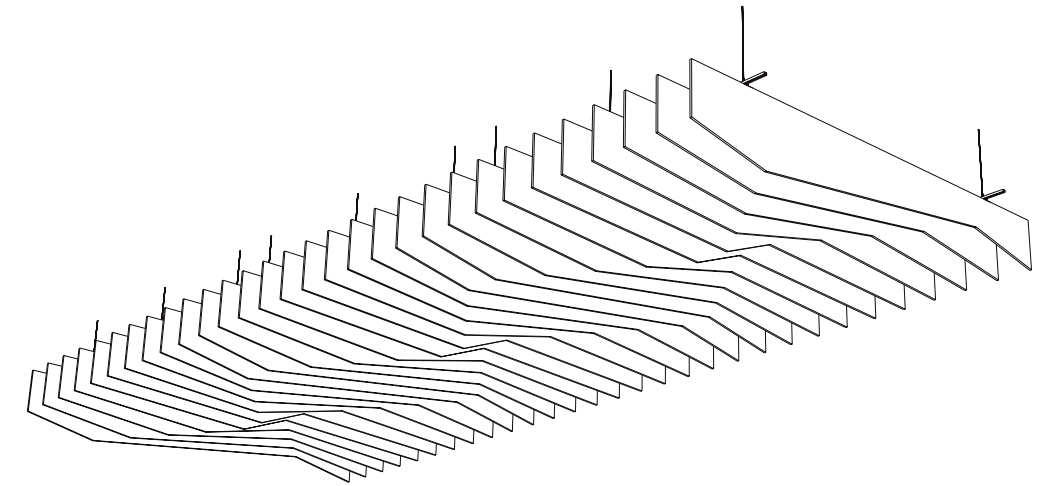
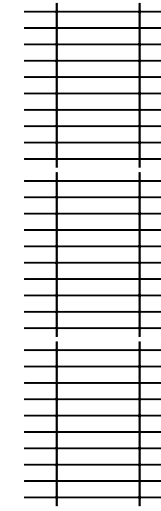
Product Data

Product Code	Width x Length x Height	Spacing	Thickness	Weight
DUN-BF-CAx-274-305	2745 x 3050 x 415 mm 108.1 x 120.1 x 16.3 in	101.7 mm 4 in	12, 18 mm 0.5, 0.7 in	64.3, 102 kg 141.8, 224.9 lb
DUN-BF-CBx-274-305	2745 x 3050 x 415 mm 108.1 x 120.1 x 16.3 in	152.5 mm 6 in	12, 18, 24 mm 0.5, 0.7, 0.9 in	43.4, 68.5, 85.2 kg 95.7, 151, 187.8 lb
DUN-BF-CCx-274-305	2745 x 3050 x 415 mm 108.1 x 120.1 x 16.3 in	203.3 mm 8 in	12, 18, 24 mm 0.5, 0.7, 0.9 in	32.9, 51.7, 64.3 kg 72.5, 114, 141.8 lb
DUN-BF-CDx-274-305	2745 x 3050 x 415 mm 108.1 x 120.1 x 16.3 in	305 mm 12 in	12, 18, 24 mm 0.5, 0.7, 0.9 in	22.4, 35, 43.4 kg 49.4, 77.2, 95.7 lb

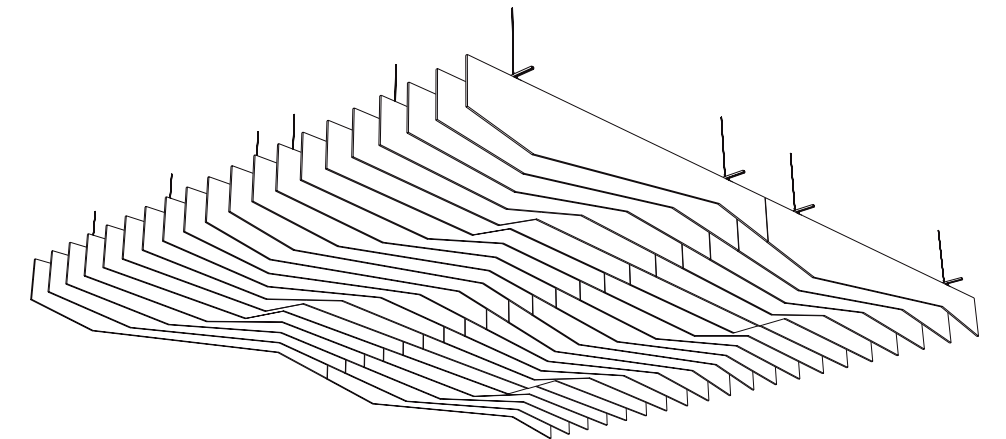
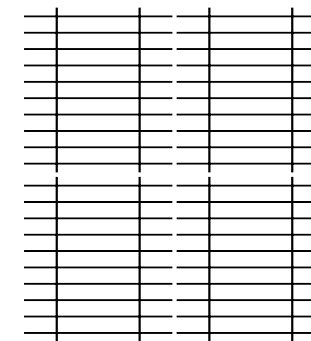
Configurations

* Examples of how the baffle systems can be arranged

1 x 3



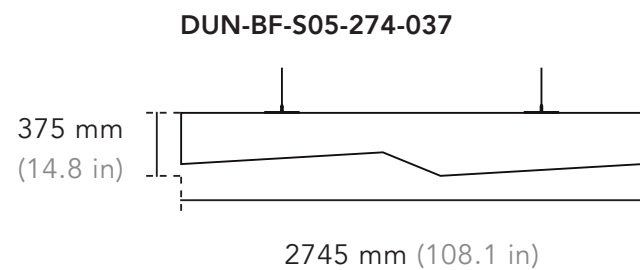
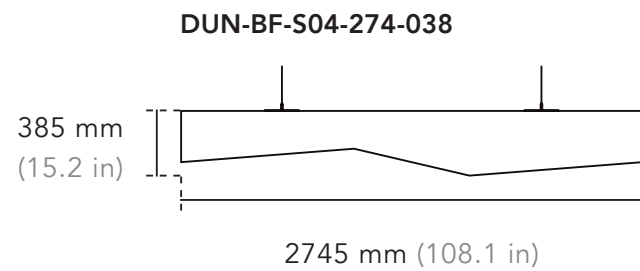
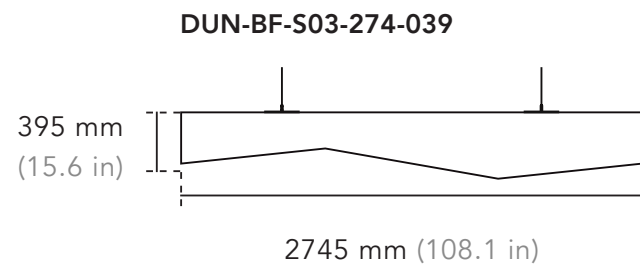
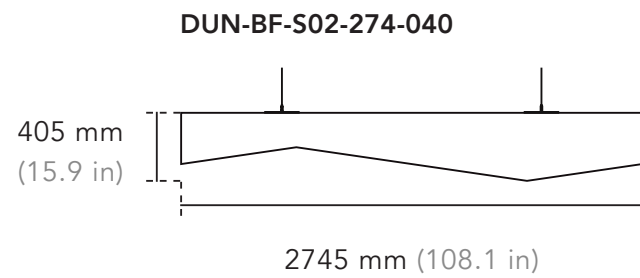
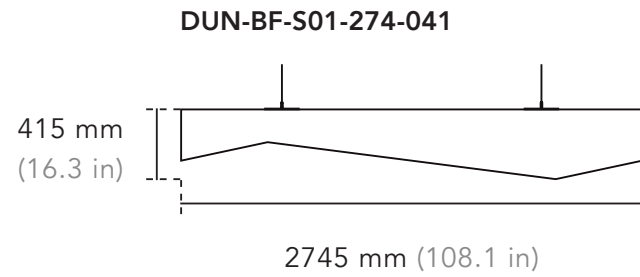
2 x 2



Dimensions - Individual Baffles

Available Thicknesses: 12, 18, 24 mm (0.5, 0.7, 0.9 in)

* Custom baffle width and baffle height available.



Product Data

Product Code	Width x Height	Thickness	Weight
DUN-BF-S01-274-041	2745 x 415 mm 108.1 x 16.3 in	12, 18, 24 mm 0.5, 0.7, 0.9 in	2.1, 3.3, 4.2 kg 4.6, 7.3, 9.3 lb
DUN-BF-S02-274-040	2745 x 405 mm 108.1 x 15.9 in	12, 18, 24 mm 0.5, 0.7, 0.9 in	2.1, 3.3, 4.2 kg 4.6, 7.3, 9.3 lb
DUN-BF-S03-274-039	2745 x 395 mm 108.1 x 15.6 in	12, 18, 24 mm 0.5, 0.7, 0.9 in	2.1, 3.3, 4.2 kg 4.6, 7.3, 9.3 lb
DUN-BF-S04-274-038	2745 x 385 mm 108.1 x 15.2 in	12, 18, 24 mm 0.5, 0.7, 0.9 in	2.1, 3.3, 4.2 kg 4.6, 7.3, 9.3 lb
DUN-BF-S05-274-037	2745 x 375 mm 108.1 x 14.8 in	12, 18, 24 mm 0.5, 0.7, 0.9 in	2.1, 3.3, 4.2 kg 4.6, 7.3, 9.3 lb

Specifications

Product Name	Dune Baffle
Composition	100% polyester fibre
Edge Detail	Square edge
Fire Rating	<ul style="list-style-type: none"> • ASTM E84 Class A • CAN/ULC-S102.2-10
VOC Emissions	CDPH (CA 01350)
Antimicrobial Testing	Mould & mildew resistant
Sustainability	<ul style="list-style-type: none"> • 100% recyclable • LBC Red List free • Contributes to LEED certification • Free of toxic substances and of off-gassing • Made with ~60% recycled content from plastic water bottles

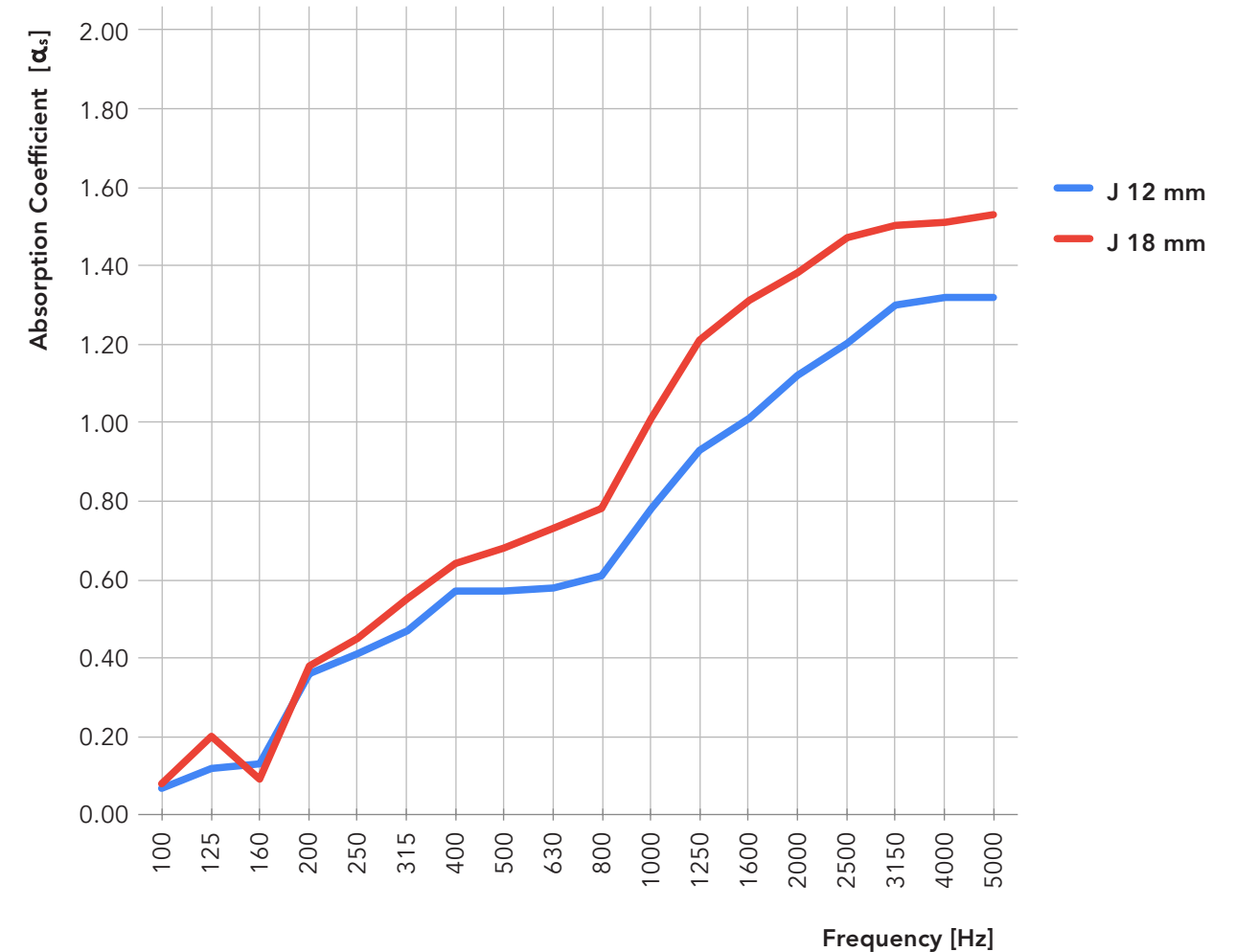
How to Specify	<ul style="list-style-type: none"> • Product Name & Code • Dimensions • Colour • Installation Method
-----------------------	--

Colour & Texture Variations The felting and dyeing process that forms the material contributes to its unique texture but also to variations in texture and colour from panel to panel. Products will be provided within an acceptable range of variation.



Acoustic Properties

The following values reflect the acoustic properties of the product as tested in accordance with ASTM C423-09a using Type J mounting.




	NRC	SAA	200	250	315	400	500	630	800	1000	1250	1600	2000	2500
J 12 mm	0.70	0.72	0.36	0.41	0.47	0.57	0.57	0.58	0.61	0.78	0.93	1.01	1.12	1.20
J 18 mm	0.90	0.88	0.38	0.45	0.55	0.64	0.68	0.73	0.78	1.01	1.21	1.31	1.38	1.47

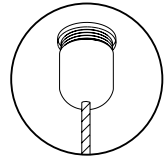
Installation - Stiffener Bracket Kit (KT-BRKT-00)

Specify optional ceiling and accessory hardware at the time of ordering.

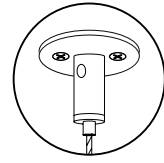
Ceiling Hardware Options



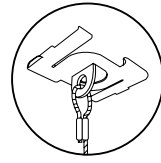
No Hardware
(default)



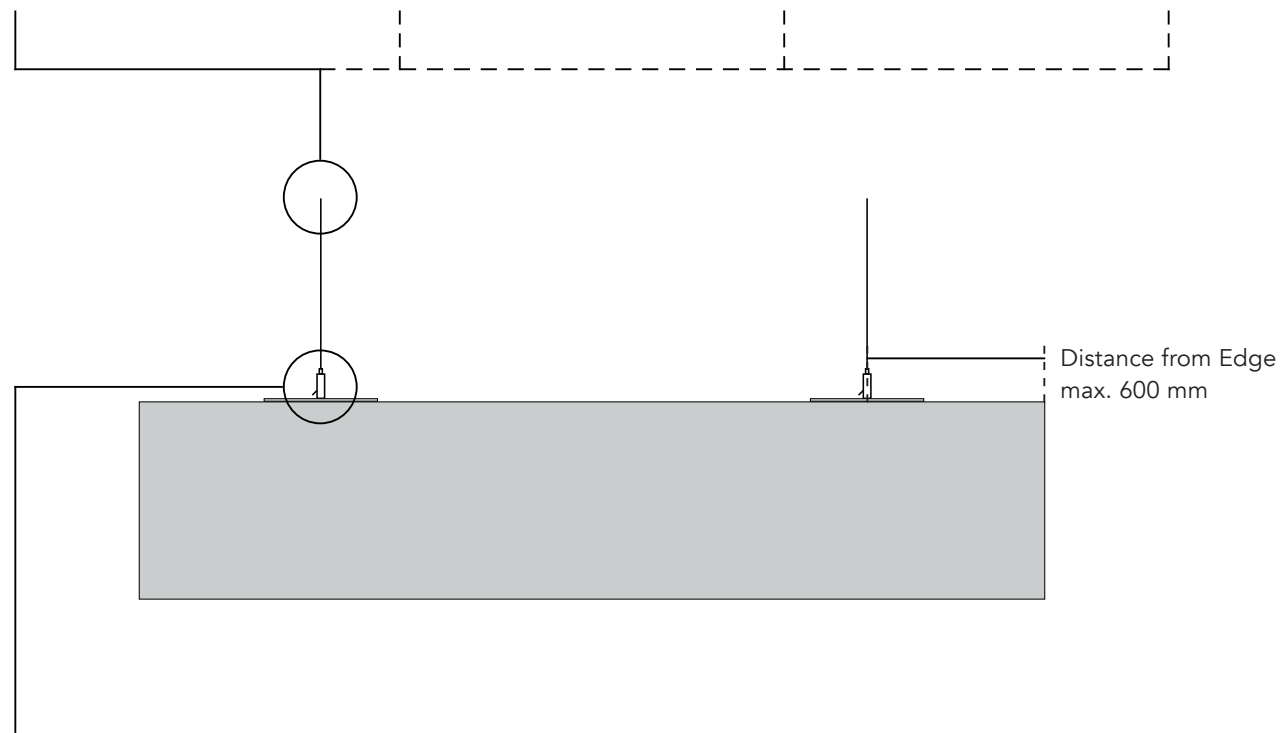
Cable Coupler
(KT-CCPL-00)



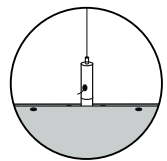
Adjustable Cable Gripper
(KT-CGRP-00)



T-bar Clips
(KT-TCLP-00)



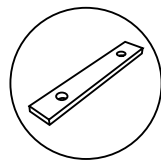
Product Hardware



Stiffener Bracket with
Adjustable Cable Gripper

- Bracket pre-mounted but can be provided unmounted to be installed on-site

Accessory Hardware Option




Channel Splice
(HW-CHSP-00)

- Connects multiple baffles

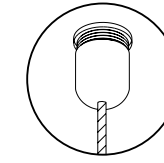
Installation - Aluminum Trim Kit (KT-TRIM-00)

Specify optional ceiling and accessory hardware at the time of ordering.

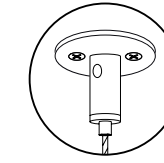
Ceiling Hardware Options



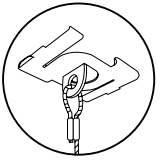
No Hardware
(default)



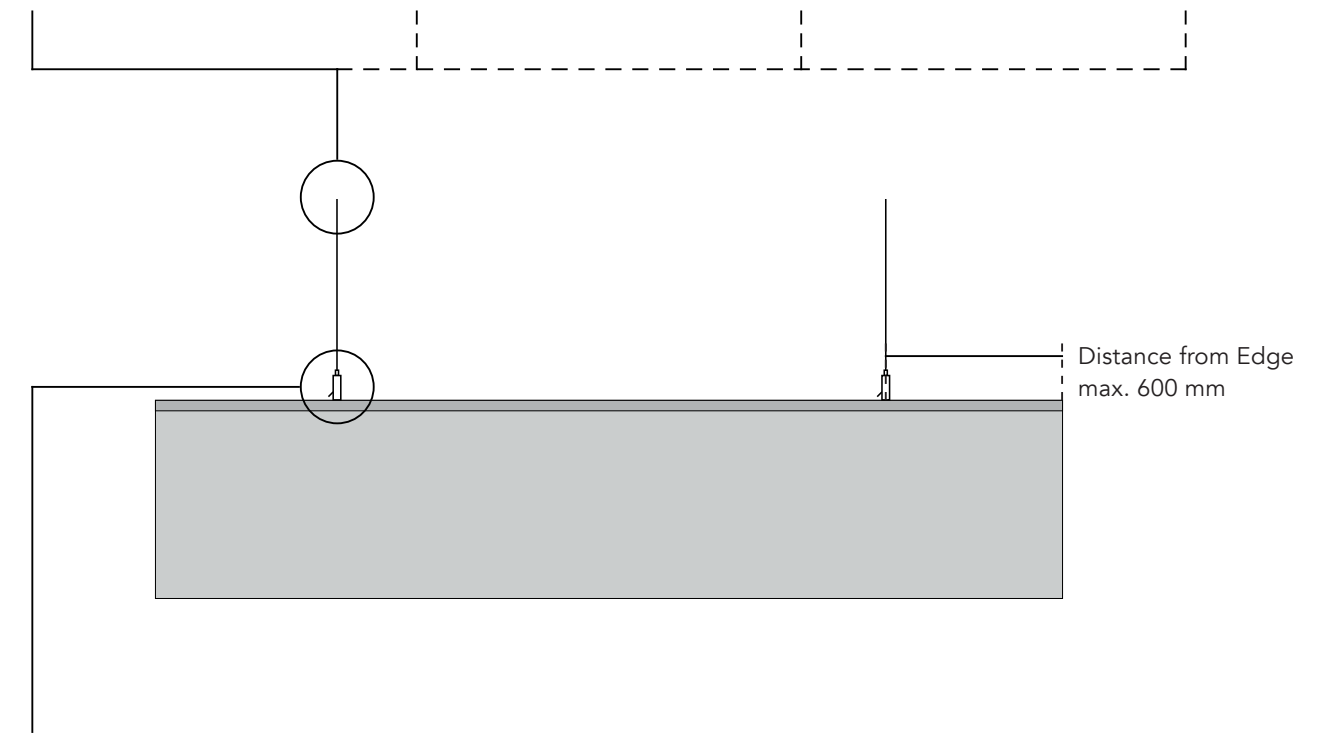
Cable Coupler
(KT-CCPL-00)



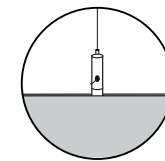
Adjustable Cable Gripper
(KT-CGRP-00)



T-bar Clips
(KT-TCLP-00)



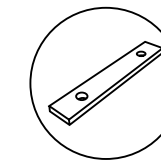
Product Hardware



Aluminum Trim with
Adjustable Cable Gripper

- Clear anodized finish (matte black available)
- Suspension point pre-mounted but can be repositioned on site

Accessory Hardware Option




Channel Splice
(HW-CHSP-00)

- Connects multiple baffles

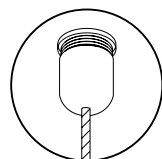
Installation - Baffle Cloud Kit (KT-BFCL-00)

Specify optional ceiling and accessory hardware at the time of ordering.

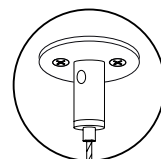
Ceiling Hardware Options




No Hardware
(default)



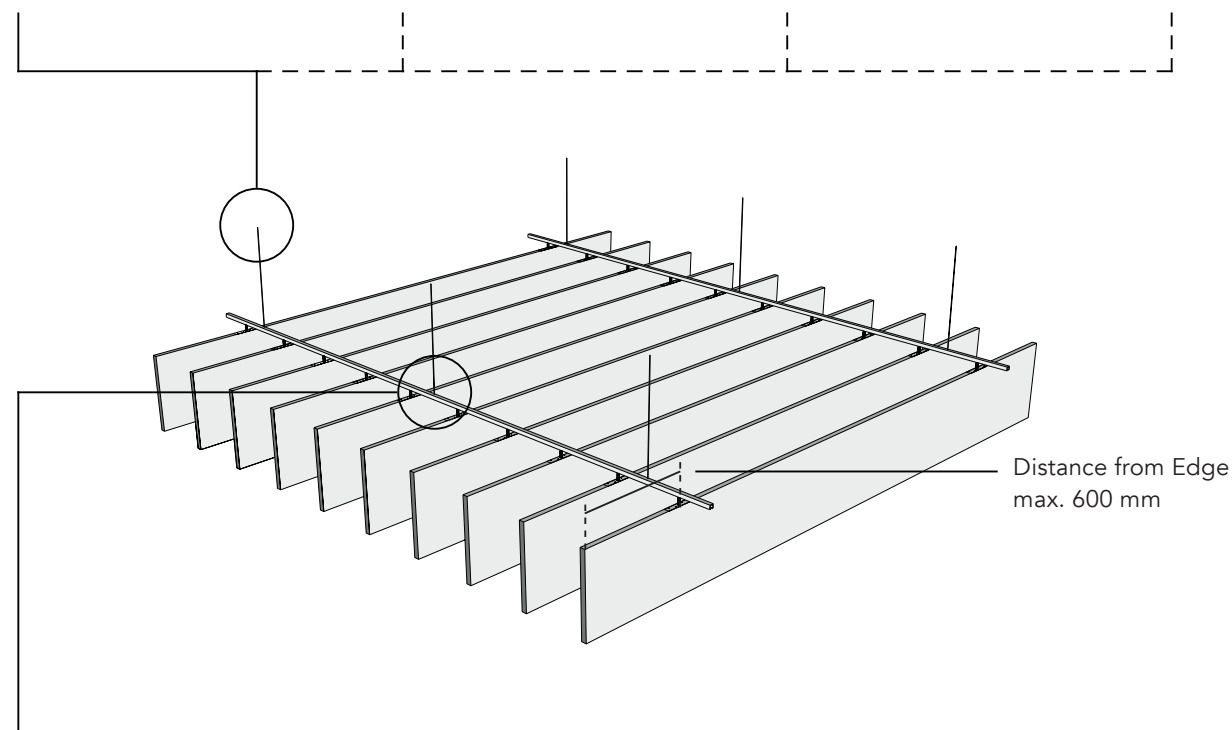
Cable Coupler
(KT-CCPL-00)



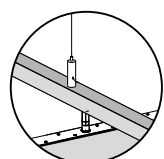
Adjustable Cable Gripper
(KT-CGRP-00)



T-bar Clips
(KT-TCLP-00)



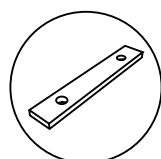
Product Hardware



Aluminum Channel with
Adjustable Cable Gripper

- Clear anodized finish (matte black available)
- Suspension point pre-mounted but can be repositioned on site

Accessory Hardware Option



Channel Splice
(HW-CHSP-00)

- Connects multiple baffle cloud systems

Product Care

Handling & Storage

Handle products with care so as to avoid folding the polyester felt, chipping its edges or indenting its faces. Store products in their original containers in a well-ventilated area until the intended application environment is ready for installation. Allow products to acclimatize to environmental conditions. Lay them flat on their faces; do not stand them on their edges. Protect from moisture, heat, direct sunlight and the elements.

Maintenance

Lightly brush or gently vacuum to remove dust from polyester felt. Clean with warm water and mild, non-toxic soap to remove spills. Test solution on an inconspicuous spot before applying to more visible areas. Blot with a dry cloth after applying the solution to avoid saturating the material. Avoid applying too much pressure when cleaning the products.

Warranty

AKUSTUS warrants the construction and finish of all our products to be free from defects in material and workmanship for a period of 1 year from the date of purchase.



Colours


* 12/24 mm only




Pure White
SP 07




Urban Grey
SP 79



Pumice
SP 11



Cool Grey
SP 36



Mid Grey
SP 37



Black
SP 13




Ivory
SP 77



Beige
SP 04




Sandstone
SP 12




Taupe Grey *
SP 90



Warm Grey
SP 76



Graphite
SP 03




Castlerock *
SP 80




Blush Pink
SP 81




Plum
SP 72



Red
SP 08




Orange
SP 46



Yam
SP 28




Mustard *
SP 87




Sunflower
SP 05




Chartreuse
SP 43




Moss *
SP 89




Peacock *
SP 82




Olive *
SP 88



Ocean Green *
SP 86



Forest Green
SP 17




Desert Sage
SP 78



Deep Sea Blue *
SP 83




Krypton
SP 30




Pale Teal
SP 74



Lagoon *
SP 84




Aquamarine
SP 73



Dark Turquoise
SP 71




Azure *
SP 85



Sky Blue
SP 25



Navy
SP 01



Midnight Blue
SP 19



Purple
SP 50