

Trellis Clouds

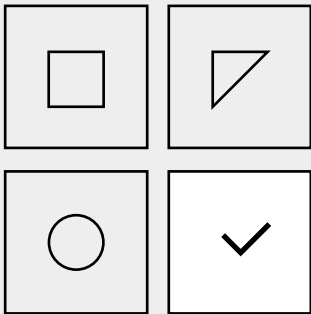





No matter what shape the Trellis Cloud comes in, its ability to absorb sound and its characteristic grid stay the same. Designed to resemble the trellis structures that adorn gardens and backyards, Trellis Clouds nurture the same sense of peace and calm in a laid-back cafe or in a bustling office. Suspend them from the ceiling and watch them work their magic.

How to Specify

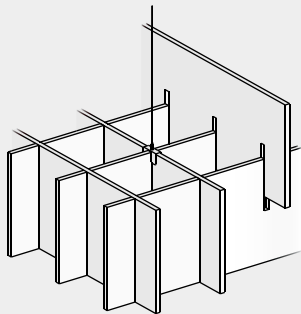
Step by step instructions on how to specify Trellis Clouds.



01
Choose cloud design and size.
(pg 03-05)



02
Choose colour.
(pg 06)

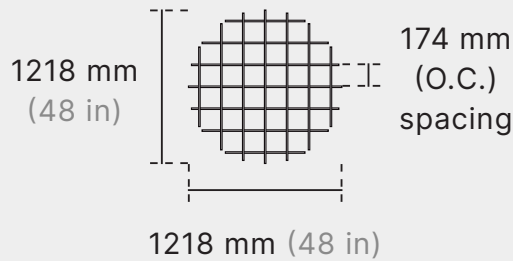


03
Choose installation method.
(pg 07)

Dimensions

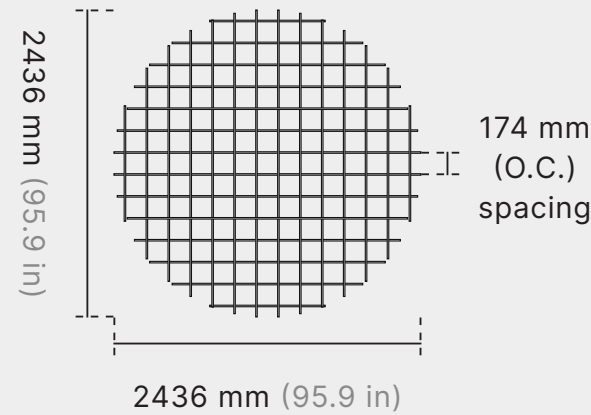
Circle A

Top View

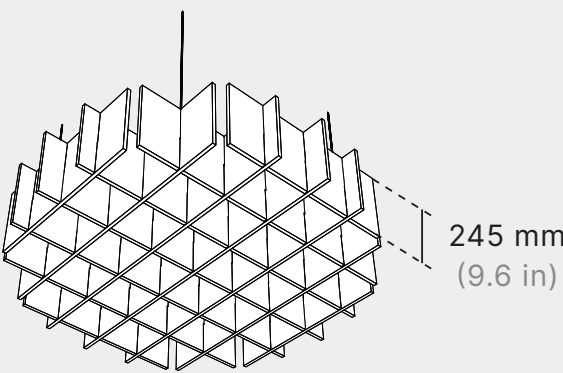


Circle B

Top View



Perspective View



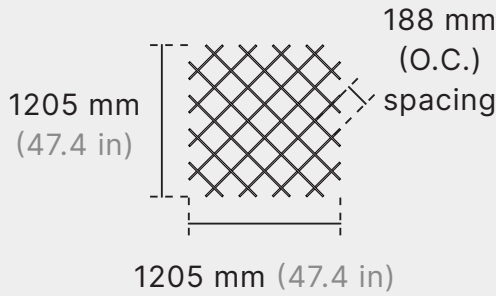
Standard Dimensions (mm)

Circle	1218 W x 1218 L
	2436 W x 2436 L

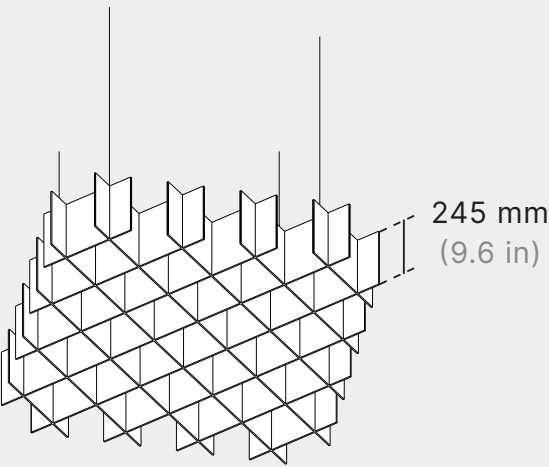
Diagonal	1205 W x 1205 L
----------	-----------------

Diagonal A

Top View

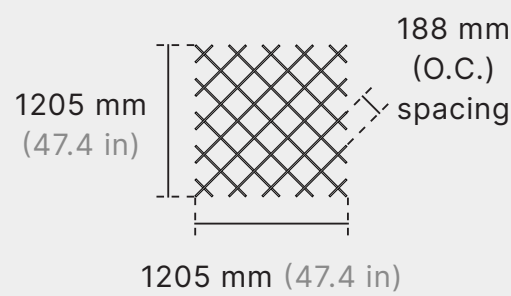


Perspective View

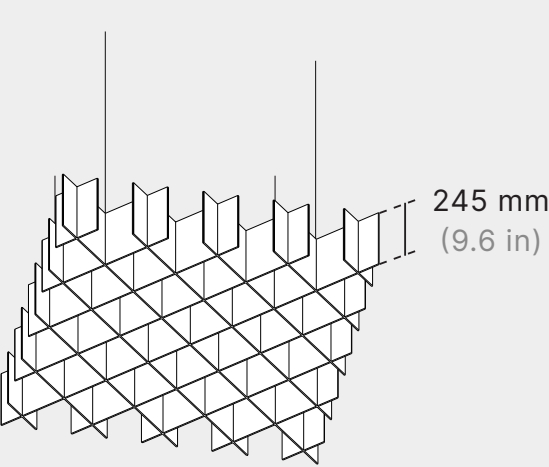


Diagonal B

Top View



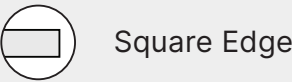
Perspective View



Standard Height (mm)

245

Edge Detail



Customization

Width, Length, and Height can be customized to fit your space.

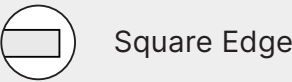
Dimensions

Standard Dimensions (mm)

Pod	1218 W x 1218 L
	2436 W x 2436 L
Rectangle	1218 W x 1218 L
	1218 W x 2436 L
	2436 W x 2436 L

Standard Height (mm)
245

Edge Detail



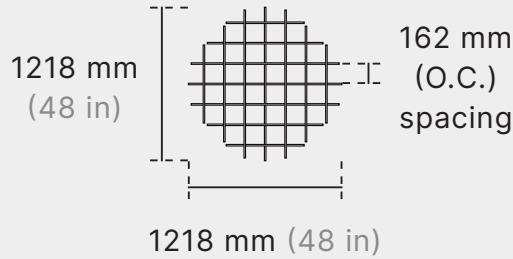
Customization

Width, Length, and Height can be customized to fit your space.

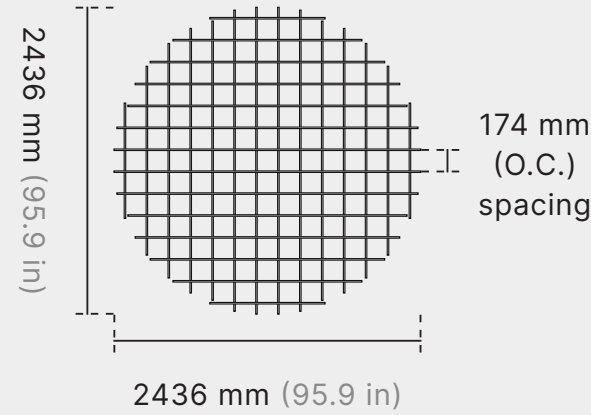


Pod A

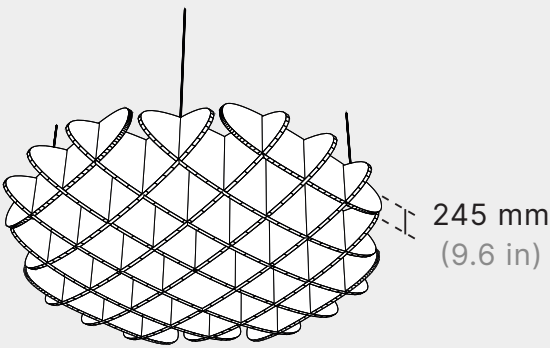
Top View



Pod B

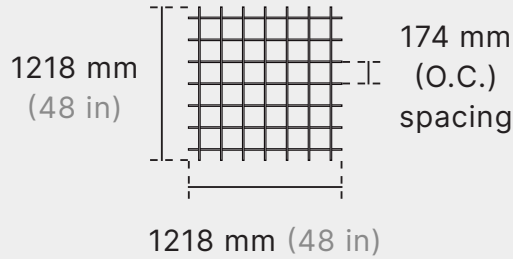


Perspective View

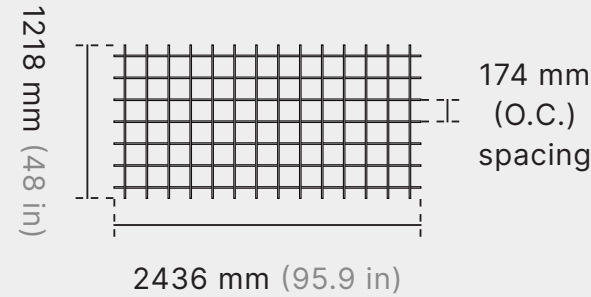


Rectangle A

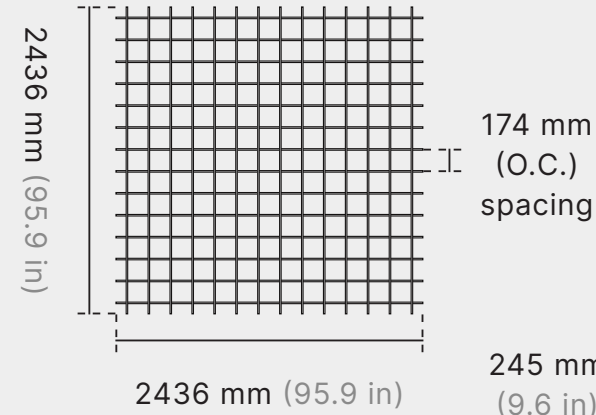
Top View



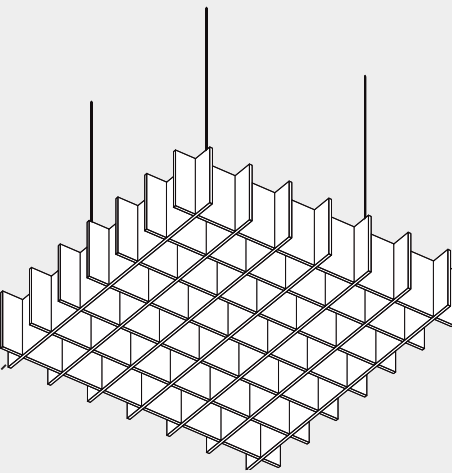
Rectangle B



Rectangle C



Perspective View



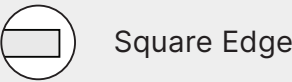
Dimensions

Standard Dimensions (mm)

Tapered	1284 W x 1284 L
	1284 W x 2418 L

Standard Height (mm)
245

Edge Detail

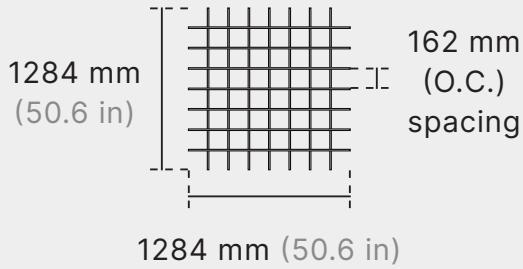


Customization

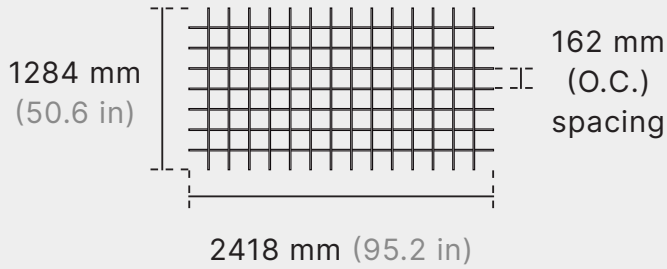
Width, Length, and Height can be customized to fit your space.

Tapered A

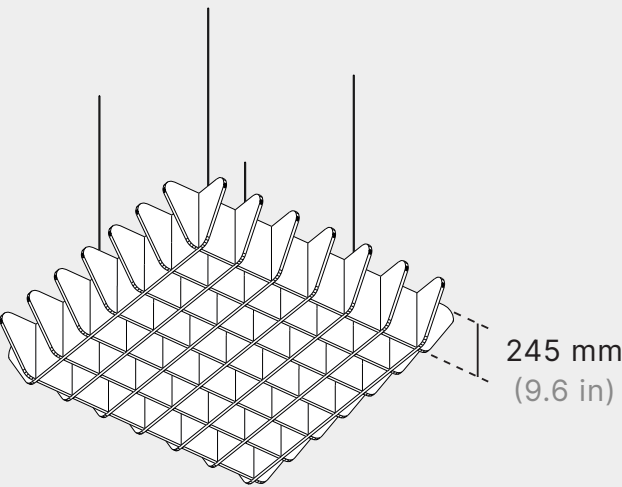
Top View



Tapered B



Perspective View



Standard Colours

Choose from any one of our standard colours.

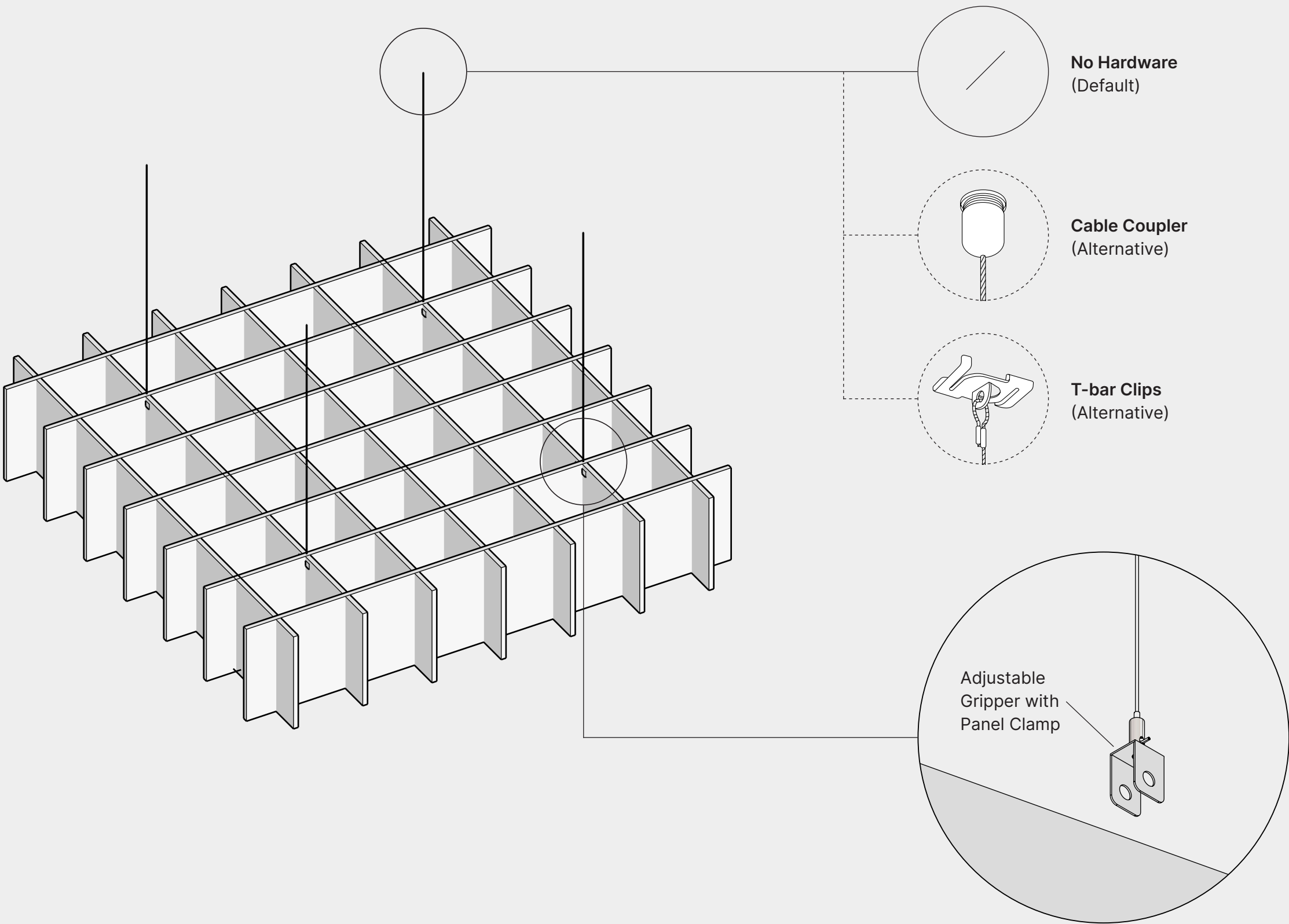
Don't see something you love? Ask us about creating your own custom colour.

* Available in 12 / 24 mm only.
All other colours available in 9, 12, 18, and 24 mm.

TRELLIS				CLOUDS			AKUSTUS.COM
							
Pure White SP 07	Urban Grey SP 79	Pumice SP 11	Warm Grey SP 76	Cool Grey SP 36	Mid Grey SP 37	Graphite SP 03	Black SP 13
							
Ivory SP 77	Almond SP 91	Beige SP 04	Sandstone SP 12	Taupe Grey SP 90	Castlerock* SP 80	Yam SP 28	Tangerine* SP 92
							
Sunflower SP 05	Mustard* SP 87	Orange SP 46	Scarlet* SP 93	Blush Pink SP 81	Red SP 08	Plum SP 72	Purple SP 50
							
Pistachio* SP 95	Chartreuse SP 43	Olive* SP 88	Moss* SP 89	Desert Sage SP 78	Peacock SP 82	Ocean Green* SP 86	Forest Green SP 17
							
Aquamarine SP 07	Pale Teal SP 07	Lagoon* SP 07	Dark Turquoise SP 07	Azure* SP 07	Jordy Blue* SP 07	Sky Blue SP 07	Navy SP 07
							
Krypton SP 07	Deep Sea Blue* SP 07	Midnight Blue SP 07					

Installation

Cloud Suspension Kit



Product Specifications

Trellis Clouds

Composition

100% polyester fibre

Health & Safety

- Fire-rated
 - ASTM E84 Class A
 - CAN/ULC-S102.2-10 compliant
- Low VOCs
 - CDPH v1.2 compliant
- Mould & mildew resistant
 - ASTM C1338 compliant

Colour & Texture Variations

The felting and dyeing process that forms the material contributes to its unique texture but also to variations in texture and colour from panel to panel. Products will be provided within an acceptable range of variation.

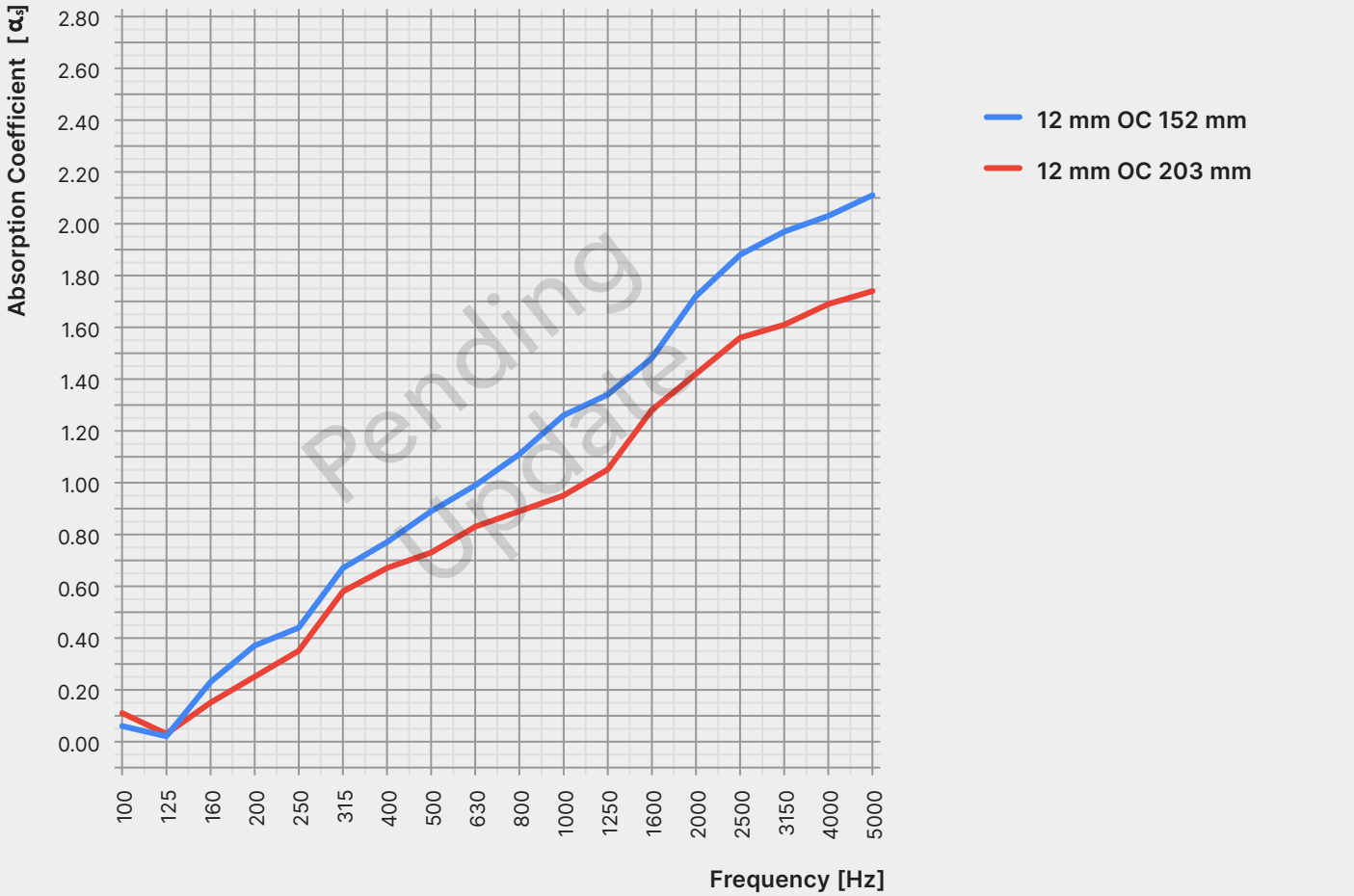
Sustainability

- 100% recyclable
- Made with 60% post consumer recycled content
- Declare Red List free
- Contributes to LEED certification
- Environmental Product Declaration



Sound Absorption Graph

The following values reflect the acoustic properties of the product as tested in accordance with ASTM C423-09a.



	200	250	315	400	500	630	800	1000	1250	1600	2000	2500	NRC	SAA
12 mm OC 152 mm	0.37	0.44	0.67	0.77	0.89	0.99	1.11	1.26	1.34	1.48	1.72	1.88	1.10	1.08
12 mm OC 203 mm	0.25	0.35	0.58	0.67	0.73	0.83	0.89	0.95	1.05	1.28	1.42	1.56	0.85	0.88

Product Care

Handling & Storage

Handle products with care so as to avoid folding the polyester felt, chipping its edges, or indenting its faces. Store products in their original containers in a well-ventilated area until the intended application environment is ready for installation. Allow products to acclimatize to environmental conditions. Lay them flat on their faces; do not stand them on their edges. Protect from moisture, heat, direct sunlight, and the elements.

Warranty

AKUSTUS warrants the construction and finish of all our products to be free from defects in material and workmanship for a period of 1 year from the date of purchase.



Maintenance

Lightly brush or gently vacuum to remove dust from polyester felt. Clean with warm water and mild, non-toxic soap to remove spills. Test solution on an inconspicuous spot before applying to more visible areas. Blot with a dry cloth after applying the solution to avoid saturating the material. Avoid applying too much pressure when cleaning the products.

