

# Diamond Screen

BY AKUSTUS DESIGNS



[AKUSTUS.COM](https://akustus.com)

[INFO@AKUSTUS.COM](mailto:info@akustus.com)



DMD-SC-120-240

The **Diamond Screen**'s resemblance to a curtain of crystals lends a graceful elegance and serenity to a room. Suspend these screens as permeable dividers in an open office or in a hotel lobby and add a touch of refinement to the room.



DMD-SC-120-240

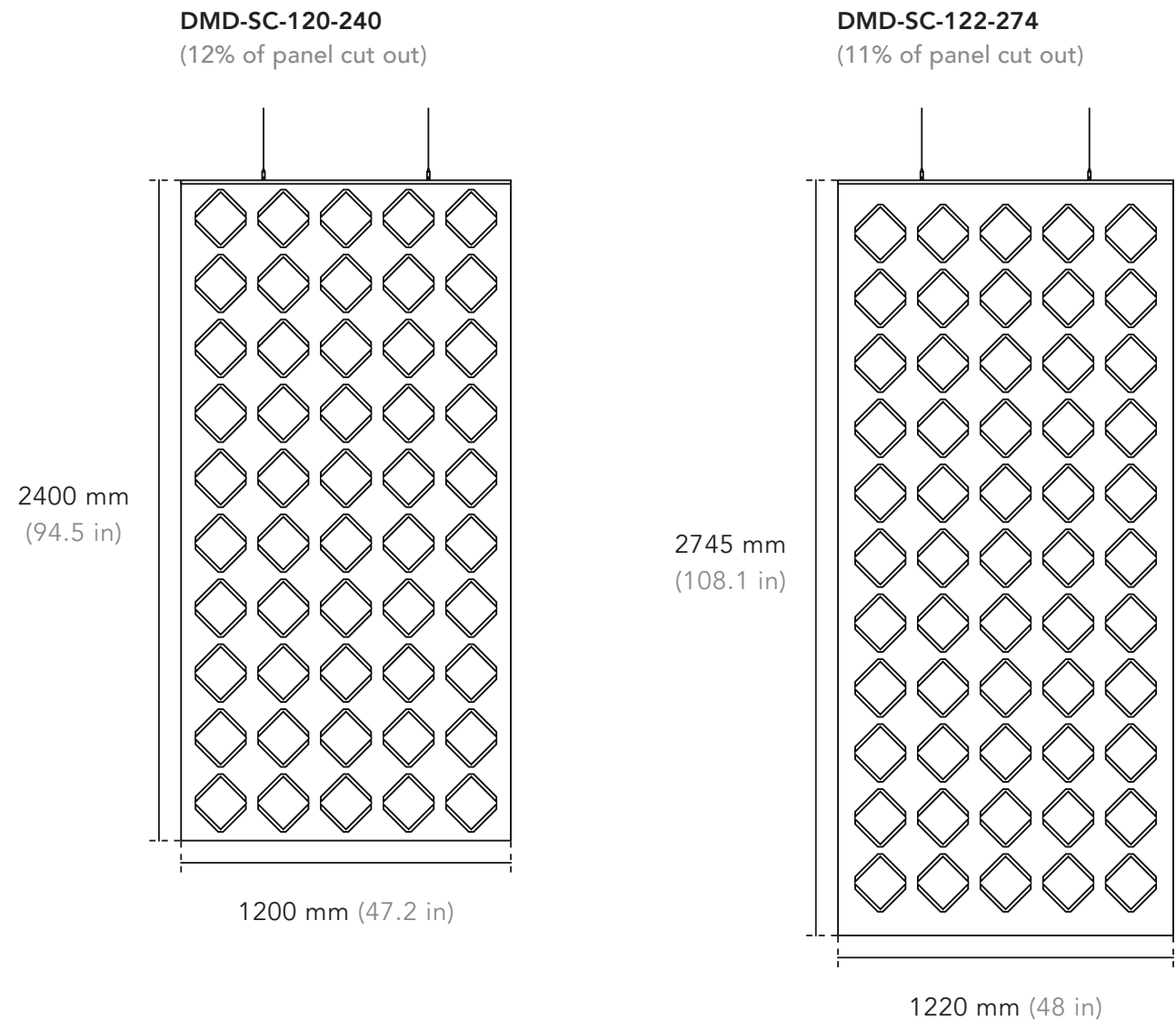


DIAMOND SCREEN

DMD-SC-120-240

## Dimensions

Available Thicknesses: 12, 18, 24 mm (0.5, 0.7, 0.9 in)  
\* Custom shape and size available.



## Product Data

Product Code	Width x Height	Thickness	Weight
DMD-SC-120-240	1200 x 2400 mm 47.2 x 94.5 in	12, 18, 24 mm 0.5, 0.7, 0.9 in	6.4, 10.2, 12.7 kg 14.1, 22.5, 28 lb
DMD-SC-122-274	1220 x 2745 mm 48 x 108.1 in	12, 24 mm 0.5, 0.9 in	7.4, 14.9 kg 16.3, 32.8 lb

DIAMOND SCREEN

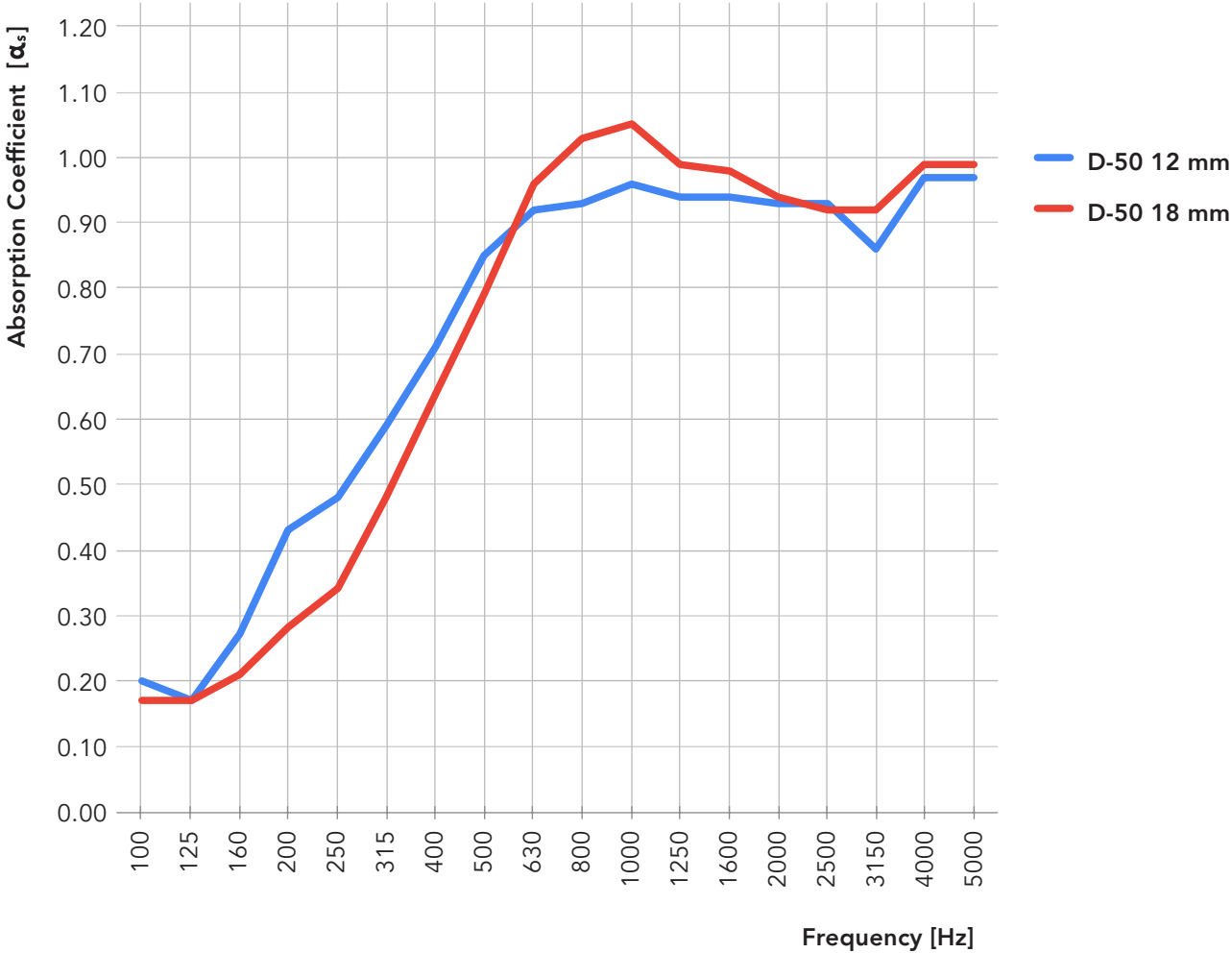
Specifications

Product Name	Diamond Screen
Composition	100% polyester fibre
Edge Detail	Square edge
Fire Rating	<div><ul style="list-style-type: none"><li>ASTM E84 Class A</li><li>CAN/ULC-S102.2-10</li></ul></div>
VOC Emissions	CDPH (CA 01350)
Antimicrobial Testing	Mould & mildew resistant
Sustainability	<div><ul style="list-style-type: none"><li>100% recyclable</li><li>LBC Red List free</li><li>Contributes to LEED certification</li><li>Free of toxic substances and of off-gassing</li><li>Made with ~60% recycled content from plastic water bottles</li></ul></div>
How to Specify	<div><ul style="list-style-type: none"><li>Product Name &amp; Code</li><li>Dimensions</li><li>Colour</li><li>Installation Method</li></ul></div>
Colour & Texture Variations	The felting and dyeing process that forms the material contributes to its unique texture but also to variations in texture and colour from panel to panel. Products will be provided within an acceptable range of variation.



Acoustic Properties

The following values reflect the acoustic properties of the product as tested in accordance with ASTM C423-09a using Type D-50 mounting.

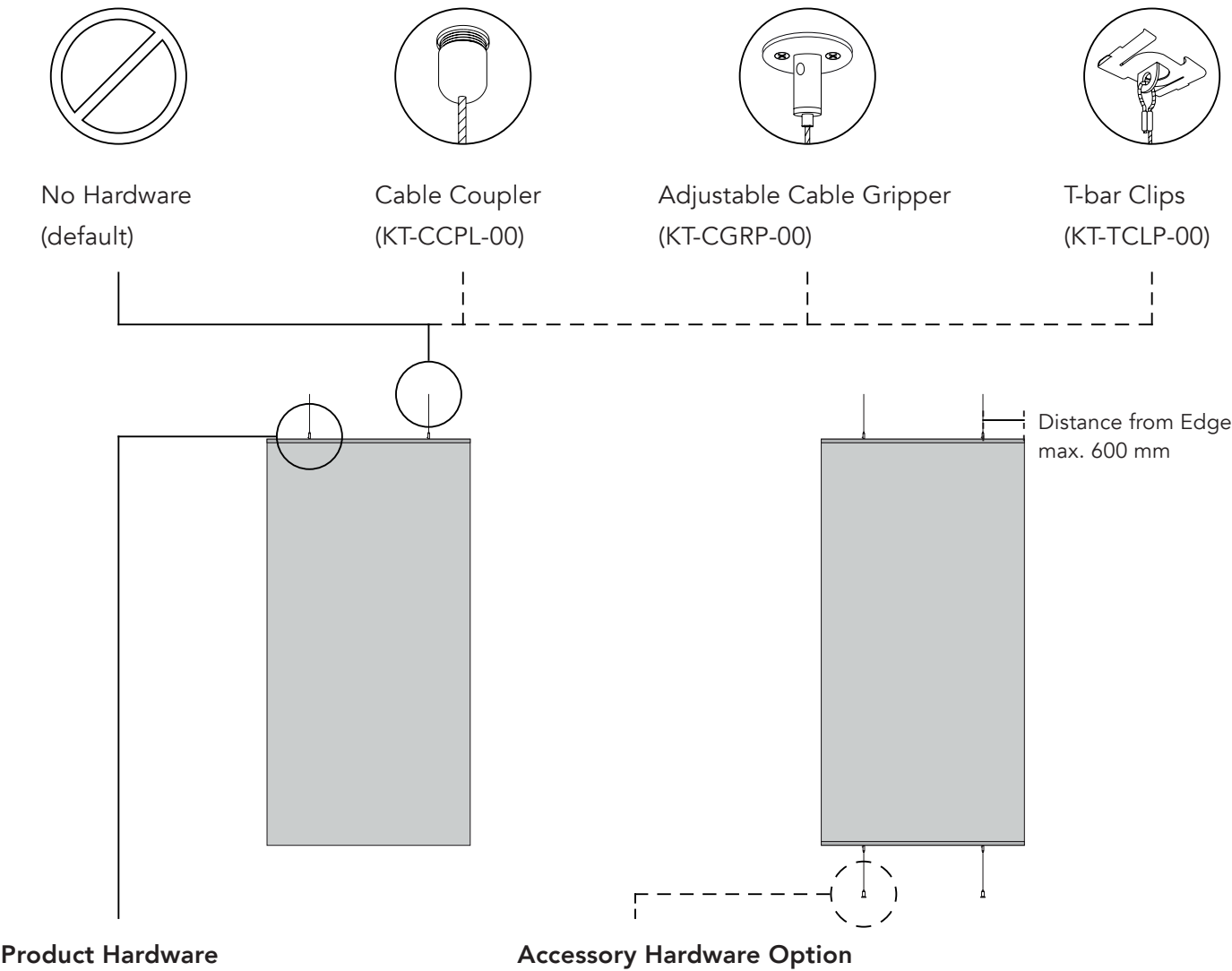


	NRC	SAA	200	250	315	400	500	630	800	1000	1250	1600	2000	2500
D-50 12 mm	0.80	0.80	0.43	0.48	0.59	0.71	0.85	0.92	0.93	0.96	0.94	0.94	0.93	0.93
D-50 18 mm	0.80	0.78	0.28	0.34	0.48	0.64	0.79	0.96	1.03	1.05	0.99	0.98	0.94	0.92

# Installation - Aluminum Trim Kit (KT-TRIM-00)

Specify optional ceiling and accessory hardware at the time of ordering.

## Ceiling Hardware Options



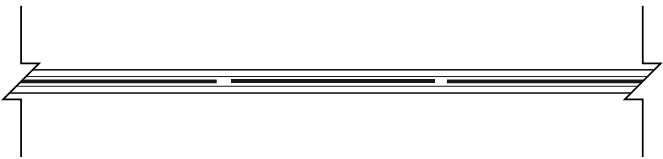
- Aluminum Trim with Adjustable Cable Gripper
- Clear anodized finish (matte black available)
  - Suspension point pre-mounted but can be repositioned on site

# Installation - Sliding Track Kit (KT-SLID-00)

Specify optional accessory hardware at the time of ordering.

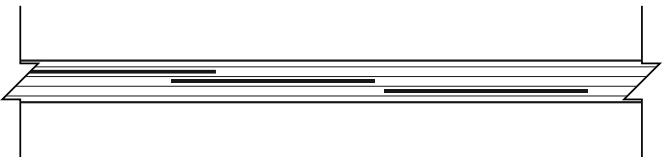
## Single Row

### Track Layout

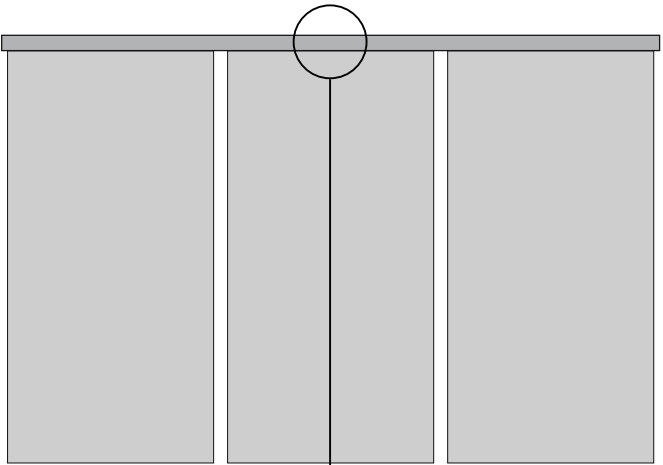


## Multiple Rows

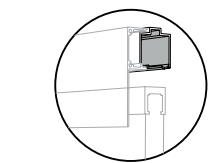
### Track Layout




- May be layered in as many rows as desired



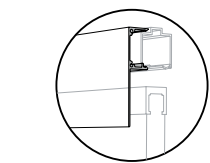
## Product Hardware



- Sliding Track
- Mill finish
  - Must be mounted to flat, stable & sturdy surface (install blocking if needed)
  - Adds 54-60 mm to the panel height



## Accessory Hardware Option



- Track Fascia (HW-FASC-00)
- Clear anodized finish
  - Hides the internals of the track system
  - Clips into place

# Product Care

## Handling & Storage

Handle products with care so as to avoid folding the polyester felt, chipping its edges or indenting its faces. Store products in their original containers in a well-ventilated area until the intended application environment is ready for installation. Allow products to acclimatize to environmental conditions. Lay them flat on their faces; do not stand them on their edges. Protect from moisture, heat, direct sunlight and the elements.

## Maintenance




























Lightly brush or gently vacuum to remove dust from polyester felt. Clean with warm water and mild, non-toxic soap to remove spills. Test solution on an inconspicuous spot before applying to more visible areas. Blot with a dry cloth after applying the solution to avoid saturating the material. Avoid applying too much pressure when cleaning the products.

## Warranty

AKUSTUS warrants the construction and finish of all our products to be free from defects in material and workmanship for a period of 1 year from the date of purchase.

# Colours

Available in 12, 18 & 24 mm

 Pure White SP 07	 Krypton SP 30	 Urban Grey SP 79	 Pumice SP 11	 Warm Grey SP 76	 Cool Grey SP 36
 Ivory SP 77	 Beige SP 04	 Sandstone SP 12	 Mid Grey SP 37	 Graphite SP 03	 Black SP 13
 Red SP 08	 Orange SP 46	 Sunflower SP 05	 Yam SP 28	 Wild Currant SP 48	 Plum SP 72
 Chartreuse SP 43	 Desert Sage SP 78	 Forest Green SP 17	 Dark Turquoise SP 71	 Aquamarine SP 73	 Pale Teal SP 74
 Sky Blue SP 25	 Navy SP 01	 Midnight Blue SP 19			

Available in 18 mm

 Green SP 10	 Blush Pink SP 81
---	--

Available in 12 & 24 mm

 Castlerock SP 80	 Peacock SP 82
--	---