


Pebbles Wall Panels

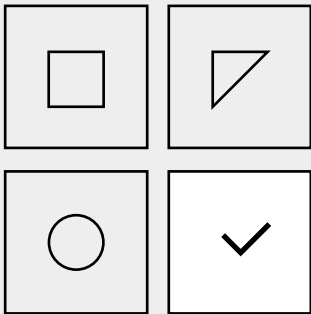





Pebbles come in many different shapes, colours and sizes. But no matter how they look, rest assured that Pebbles Wall Panels will deal with unnecessary reverb in the room.

How to Specify

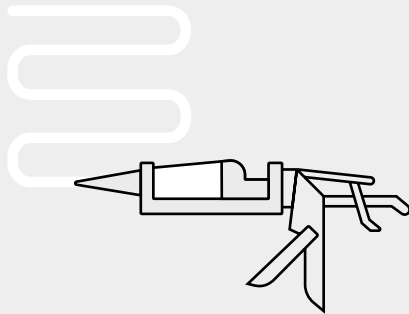
Step by step instructions
on how to specify
Pebbles Wall Panels.



01
Choose one of our configurations.
(pg 03-07)



02
Choose colour.
(pg 08)



03
Choose installation method.
(pg 09)

Dimensions

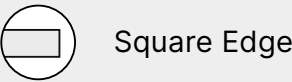
Standard Dimensions (mm)

1220 W x 2745 H

Standard Thickness (mm)

12


Edge Detail



Square Edge

Customization

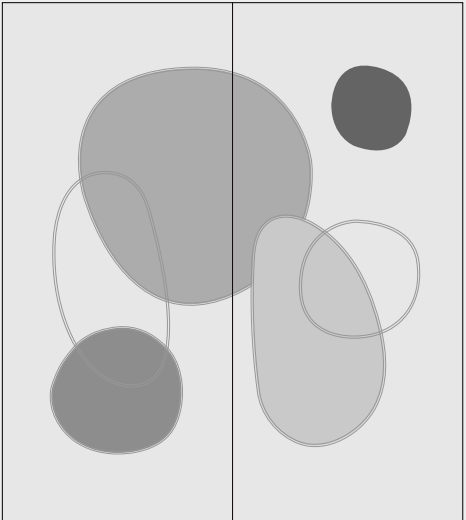
Width and Height can be customized to fit your space.



Configurations

Choose from 5 available configurations.

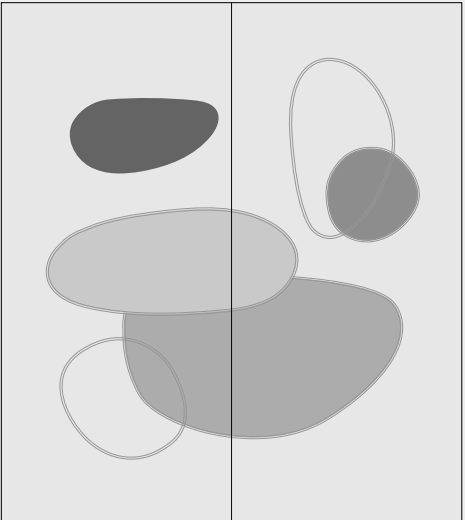
Config A



A1

A2


Config B



B1

B2


Config C



C1

C2

Config D

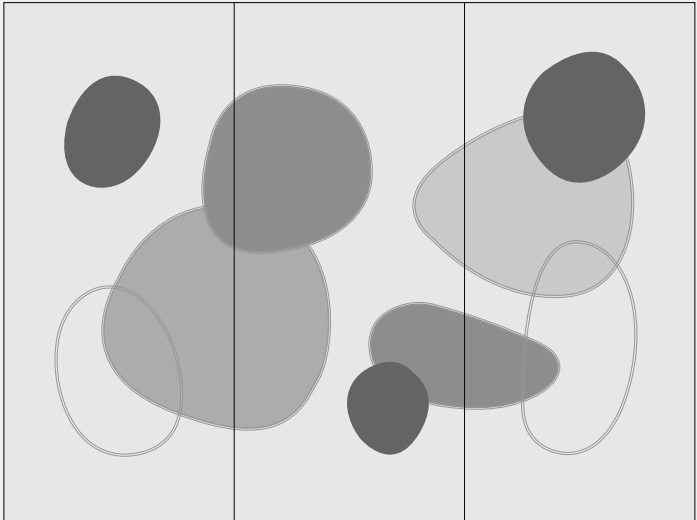


D1

D2

D3

Config E



E1

E2

E3

Colourways

Spice it up with multi-coloured panels through our digital printing process. The colours in these curated sets pair perfectly with each other and highlight the structure of the panel design.

Stone



Urban Grey SP 79 Warm Grey SP 76 ST 01 ST 02 ST 03

Charcoal



Graphite SP 03 Mid Grey SP 37 CC 01 CC 02 CC 03

Sand



Ivory SP 77 Almond SP 91 SD 01 SD 02 SD 03

Clay



Almond SP 91 Taupe Grey SP 90 CY 01 CY 02 CY 03

Cloud



Pure White SP 07 Urban Grey SP 79 CD 01 CD 02 CD 03

Lake



Pure White SP 07 Lagoon SP 84 LK 01 LK 02 LK 03

Ocean



Midnight Blue SP 19 Deep Sea Blue SP 83 OC 01 OC 02 OC 03


Algae



Pistachio SP 95 Olive SP 84 AG 01 AG 02 AG 03

Colourways


Config A in Clay Colourway.



Config B in Stone Colourway.




Config C in Lake Colourway.




Config B in Ocean Colourway.




Config D in Cloud Colourway.



Config E in Sand Colourway.



Config D in Algae Colourway.



Standard Colours

Choose from any one of our standard colours.

Don't see something you love? Ask us about creating your own custom colour.

* Available in 12 / 24 mm only.
All other colours available in 9, 12, 18, and 24 mm.



PEBBLES

WALL PANELS

AKUSTUS.COM



Pure White
SP 07




Urban Grey
SP 79




Pumice
SP 11



Warm Grey
SP 76



Cool Grey
SP 36



Mid Grey
SP 37



Graphite
SP 03



Black
SP 13



Ivory
SP 77



Almond
SP 91



Beige
SP 04



Sandstone
SP 12




Taupe Grey
SP 90




Castlerock*
SP 80




Yam
SP 28



Tangerine*
SP 92



Sunflower
SP 05



Mustard*
SP 87



Orange
SP 46



Scarlet*
SP 93



Blush Pink
SP 81



Red
SP 08



Plum
SP 72



Purple
SP 50




Pistachio*
SP 95



Chartreuse
SP 43



Olive*
SP 88



Moss*
SP 89



Desert Sage
SP 78



Peacock
SP 82



Ocean Green*
SP 86



Forest Green
SP 17




Aquamarine
SP 73




Pale Teal
SP 74



Lagoon*
SP 84



Dark Turquoise
SP 71



Azure*
SP 85



Jordy Blue*
SP 94



Sky Blue
SP 25



Navy
SP 01



Krypton
SP 30



Deep Sea Blue*
SP 83

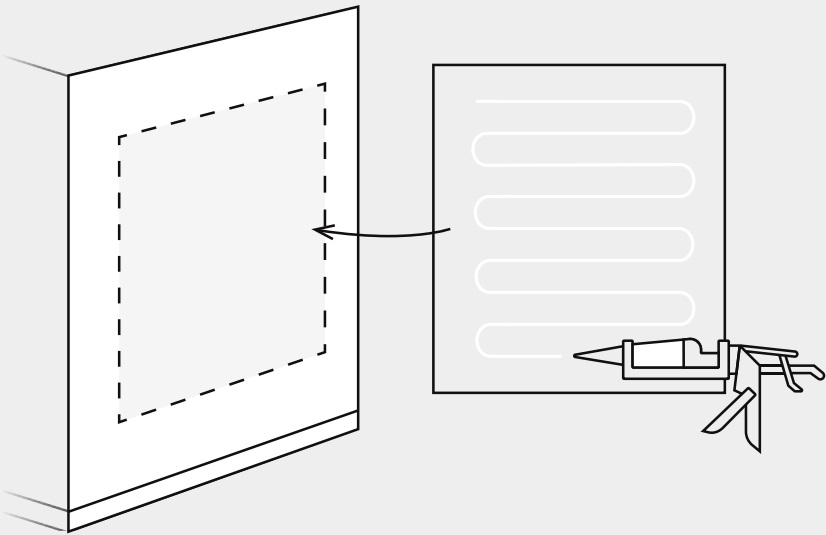


Midnight Blue
SP 19

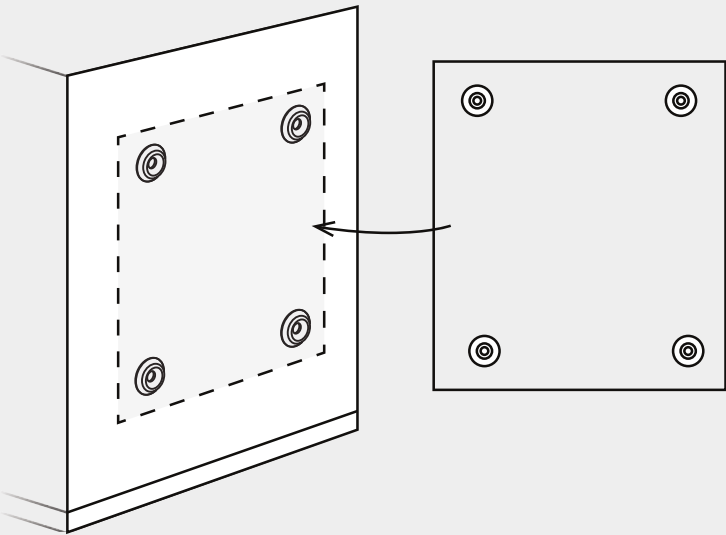
Installation

This is an overview of the available installation methods. Check out our installation guide for more details.

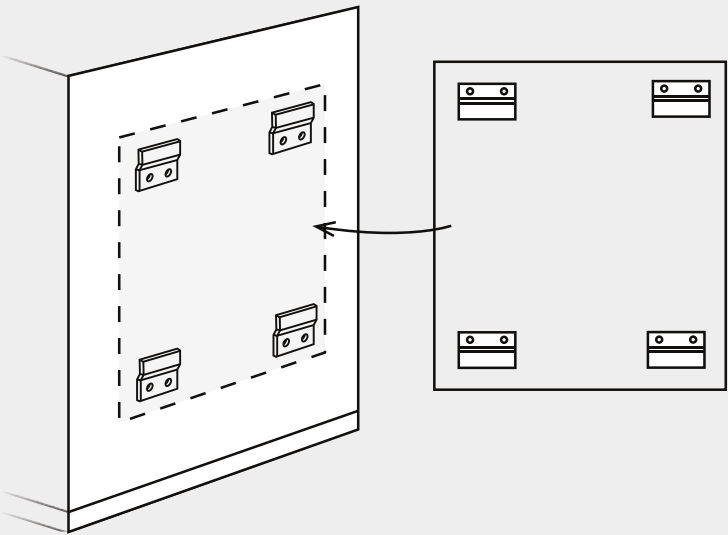
Construction Adhesive



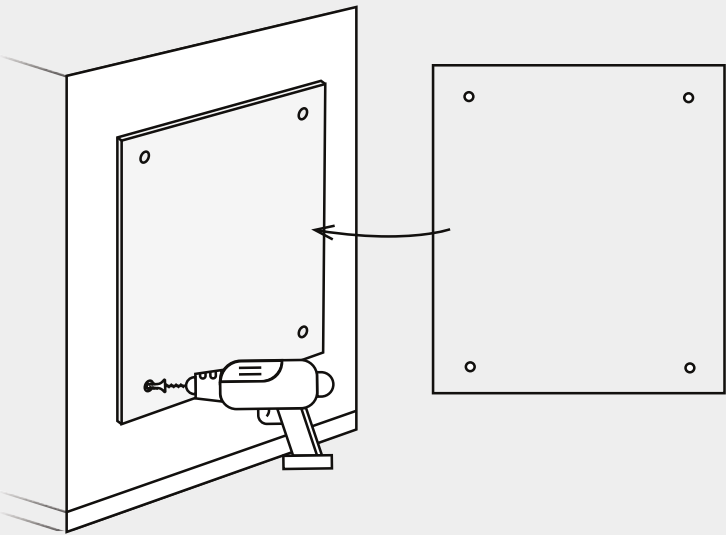
Push Mount Clips



Z-Clips



Concealed Mechanical Fasteners



Product Specifications

Pebbles Wall Panels

Composition

100% polyester fibre

Health & Safety


- Fire-rated
 - ASTM E84 Class A
 - CAN/ULC-S102.2-10 compliant
- Low VOCs
 - CDPH v1.2 compliant
- Mould & mildew resistant
 - ASTM C1338 compliant

Colour & Texture Variations

The felting and dyeing process that forms the material contributes to its unique texture but also to variations in texture and colour from panel to panel. Products will be provided within an acceptable range of variation.

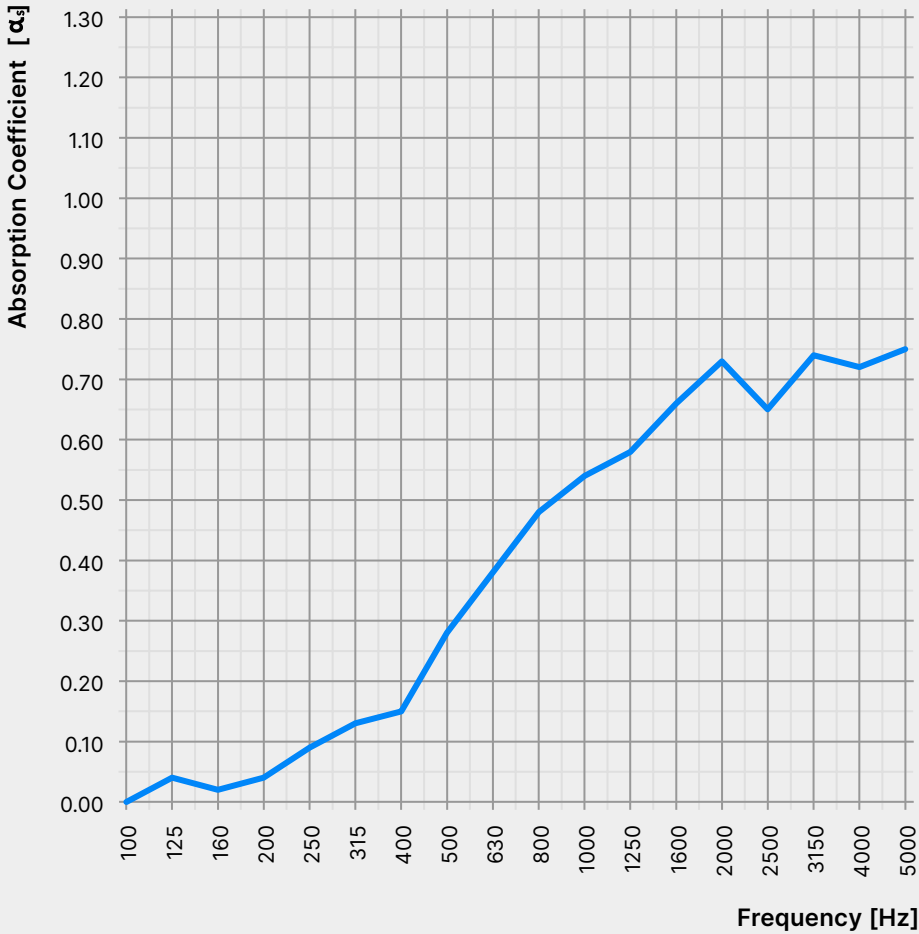
Sustainability

- 100% recyclable
- Made with 60% post consumer recycled content
- Declare Red List free
- Contributes to LEED certification
- Environmental Product Declaration



Sound Absorption Graph

The following values reflect the acoustic properties of the product as tested in accordance with ASTM C423-09a.



200	250	315	400	500	630	800	1000	1250	1600	2000	2500	NRC	SAA
0.04	0.09	0.13	0.15	0.28	0.38	0.48	0.54	0.58	0.66	0.73	0.65	0.40	0.39

Product Care

Handling & Storage

Handle products with care so as to avoid folding the polyester felt, chipping its edges, or indenting its faces. Store products in their original containers in a well-ventilated area until the intended application environment is ready for installation. Allow products to acclimatize to environmental conditions. Lay them flat on their faces; do not stand them on their edges. Protect from moisture, heat, direct sunlight, and the elements.

Warranty

AKUSTUS warrants the construction and finish of all our products to be free from defects in material and workmanship for a period of 1 year from the date of purchase.



Maintenance

Lightly brush or gently vacuum to remove dust from polyester felt. Clean with warm water and mild, non-toxic soap to remove spills. Test solution on an inconspicuous spot before applying to more visible areas. Blot with a dry cloth after applying the solution to avoid saturating the material. Avoid applying too much pressure when cleaning the products.

