

Elements Flat Clouds

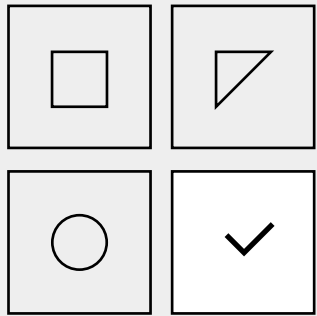




Elements Flat Clouds is a collection of timeless geometric shapes designed to feel modern yet familiar. These simple hanging structures offer a buffer against noise while adding an understated charm to any space.

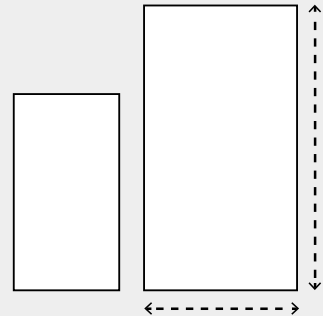
How to Specify

Step by step instructions on how to specify Elements Flat Clouds.




01

Choose cloud design.
(pg 03)



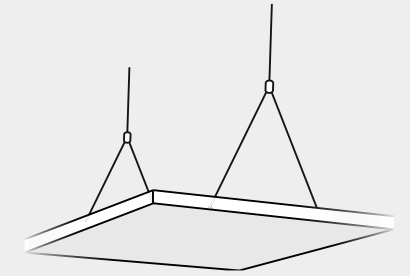
02

Choose cloud size.
(pg 03)



02

Choose colour.
(pg 04)



03

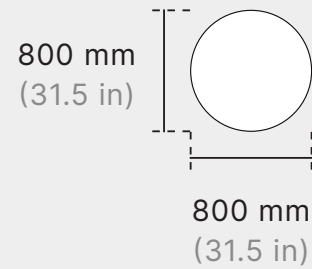
Choose installation method.
(pg 05)

Dimensions

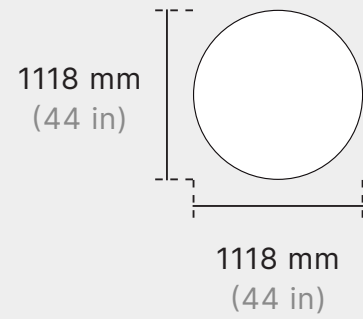
Standard Dimensions (mm)

Circle	800 W x 800 L x 12 T 1118 W x 1118 L x 12 T
Hexagon	693 W x 800 L x 12 T 968 W x 1118 L x 12 T
Rectangle	559 W x 1118 L x 12 T 1118 W x 2236 L x 12 T
Rhombus	800 W x 1386 L x 12 T 1118 W x 1936 L x 12 T
Square	800 W x 800 L x 12 T 1118 W x 1118 L x 12 T
Triangle	693 W x 800 L x 12 T 968 W x 1118 L x 12 T

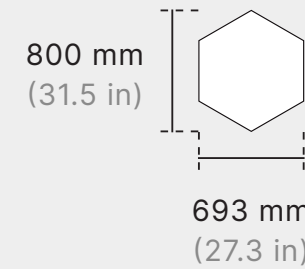
Circle Small



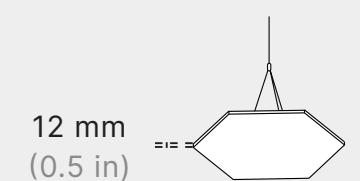
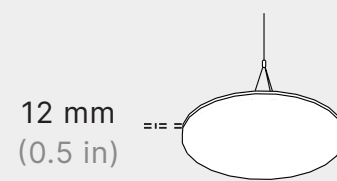
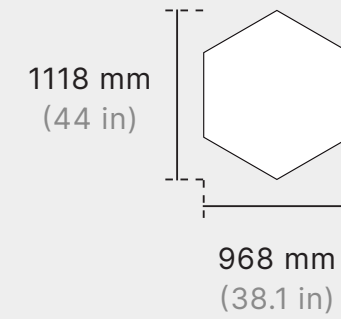
Circle Large



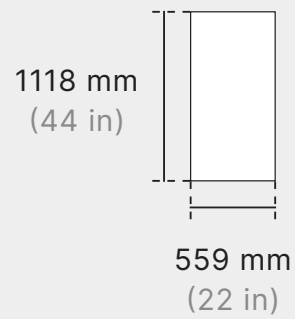
Hexagon Small



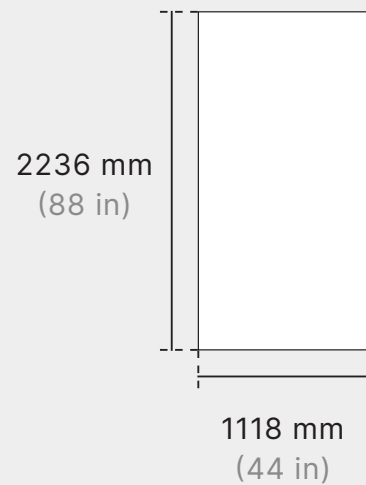
Hexagon Large



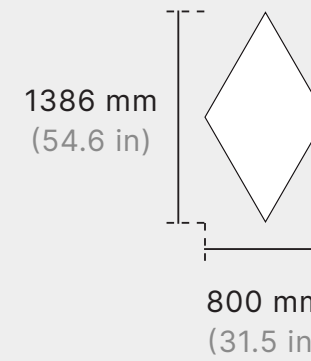
Rectangle Small



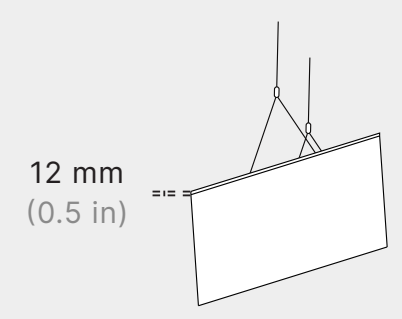
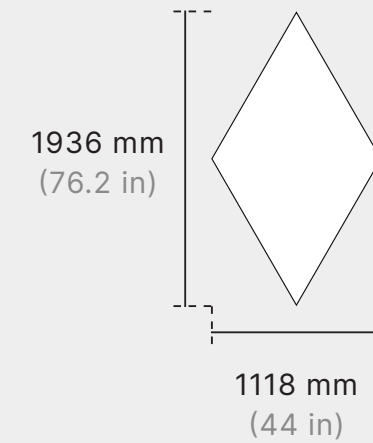
Rectangle Large



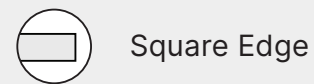
Rhombus Small



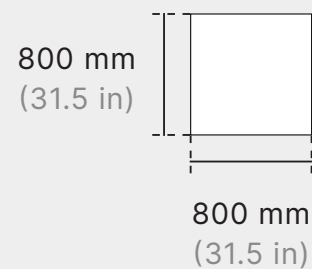
Rhombus Large



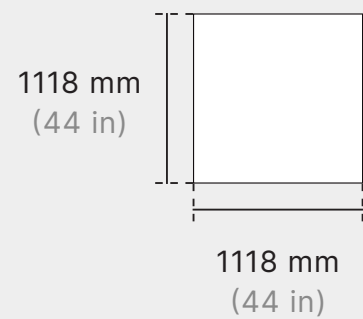
Edge Detail



Square Small



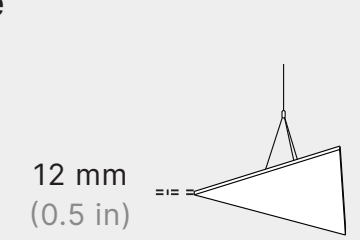
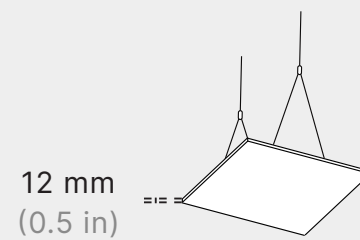
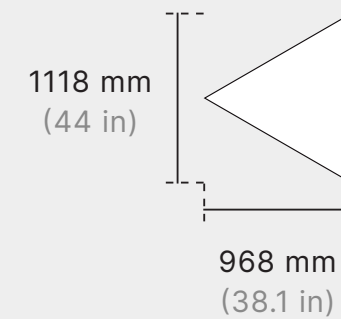
Square Large



Triangle Small



Triangle Large



Customization

Width and Length can be customized to fit your space.

Standard Colours

Choose from any one of our standard colours.

ELEMENTS FLAT

CLOUDS


AKUSTUS.COM




Pure White
SP 07




Urban Grey
SP 79




Pumice
SP 11




Warm Grey
SP 76



Cool Grey
SP 36



Mid Grey
SP 37



Graphite
SP 03



Black
SP 13



Ivory
SP 77



Almond
SP 91




Beige
SP 04




Sandstone
SP 12



Taupe Grey
SP 90




Castlerock*
SP 80




Yam
SP 28




Tangerine*
SP 92




Sunflower
SP 05




Mustard*
SP 87




Orange
SP 46




Scarlet*
SP 93



Blush Pink
SP 81




Red
SP 08



Plum
SP 72



Purple
SP 50




Pistachio*
SP 95



Chartreuse
SP 43



Olive*
SP 88



Moss*
SP 89



Desert Sage
SP 78




Peacock
SP 82




Ocean Green*
SP 86




Forest Green
SP 17




Aquamarine
SP 73




Pale Teal
SP 74



Lagoon*
SP 84




Dark Turquoise
SP 71



Azure*
SP 85



Jordy Blue*
SP 94




Sky Blue
SP 25



Navy
SP 01



Krypton
SP 30



Deep Sea Blue*
SP 83



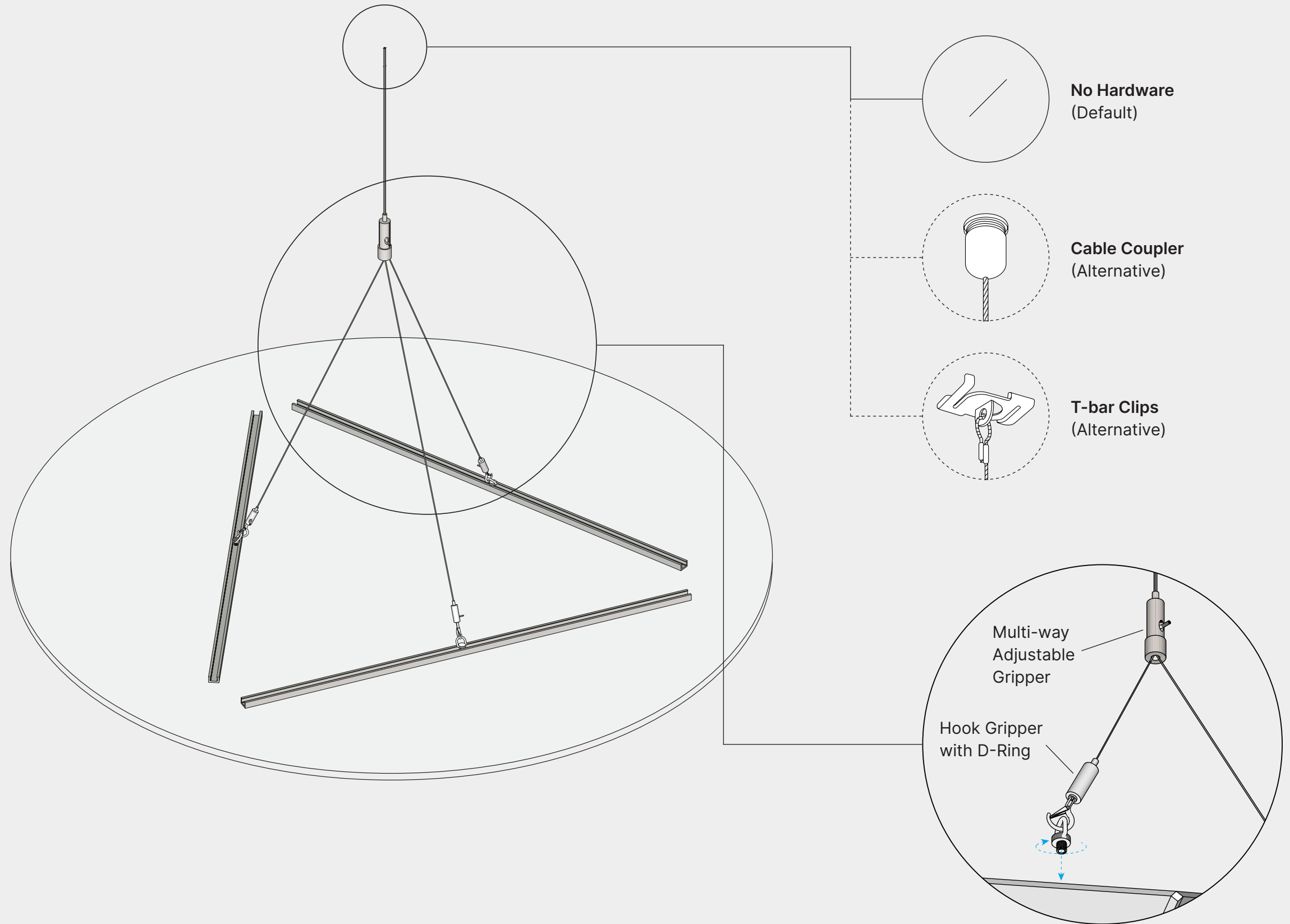
Midnight Blue
SP 19

Don't see something you love? Ask us about creating your own custom colour.

* Available in 12 / 24 mm only.
All other colours available in 9, 12, 18, and 24 mm.

Installation

Cloud Suspension Kit



Product Specifications

Elements Flat Clouds

Composition

100% polyester fibre

Health & Safety


- Fire-rated
 - ASTM E84 Class A
 - CAN/ULC-S102.2-10 compliant
- Low VOCs
 - CDPH v1.2 compliant
- Mould & mildew resistant
 - ASTM C1338 compliant

Colour & Texture Variations

The felting and dyeing process that forms the material contributes to its unique texture but also to variations in texture and colour from panel to panel. Products will be provided within an acceptable range of variation.

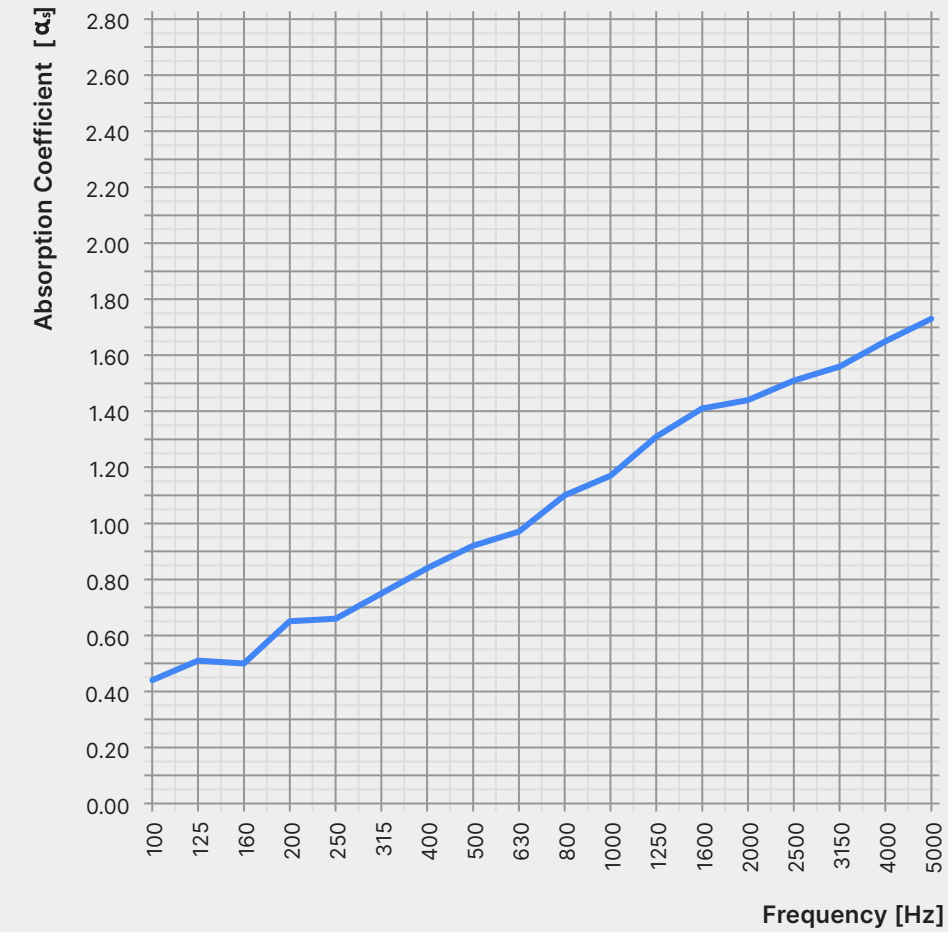
Sustainability

- 100% recyclable
- Made with 60% post consumer recycled content
- Declare Red List free
- Contributes to LEED certification
- Environmental Product Declaration



Sound Absorption Graph

The following values reflect the acoustic properties of the product as tested in accordance with ASTM C423-09a.



200	250	315	400	500	630	800	1000	1250	1600	2000	2500	NRC	SAA
0.65	0.66	0.75	0.84	0.92	0.97	1.10	1.17	1.31	1.41	1.44	1.51	1.05	1.06

Product Care

Handling & Storage


Handle products with care so as to avoid folding the polyester felt, chipping its edges, or indenting its faces. Store products in their original containers in a well-ventilated area until the intended application environment is ready for installation. Allow products to acclimatize to environmental conditions. Lay them flat on their faces; do not stand them on their edges. Protect from moisture, heat, direct sunlight, and the elements.

Warranty

AKUSTUS warrants the construction and finish of all our products to be free from defects in material and workmanship for a period of 1 year from the date of purchase.

Maintenance

Lightly brush or gently vacuum to remove dust from polyester felt. Clean with warm water and mild, non-toxic soap to remove spills. Test solution on an inconspicuous spot before applying to more visible areas. Blot with a dry cloth after applying the solution to avoid saturating the material. Avoid applying too much pressure when cleaning the products.



ELEMENTS FLAT

CLOUDS

AKUSTUS.COM